



Connectors > PCB Connectors > Wire-to-Board Connectors > Wire-to-Board Connector Assemblies & Housings



Connector Product Type: **Housing**

Connector & Housing Type: **Plug**

Connector System: **Wire-to-Board**

Number of Positions: **40**

Centerline (Pitch): **1.25 mm [.05 in]**

Features

Product Type Features

Applied Pressure	Standard
Connector Product Type	Housing
Connector & Housing Type	Plug
Connector System	Wire-to-Board
Sealable	No
Connector & Contact Terminates To	Wire & Cable

Configuration Features

Number of Signal Positions	40
Number of Positions	40
Number of Rows	2

Electrical Characteristics

Operating Voltage	50 VAC
Insulation Resistance	500 MΩ
Dielectric Withstanding Voltage (Max)	500 VAC



Body Features

Connector & Keying Code	Standard
Connector Profile	Low
Primary Product Color	Natural

Contact Features

Contact Layout	Inline
Contact Retention Within Housing	With
Contact Base Material	Copper Alloy
Contact Type	Receptacle
Contact Current Rating (Max)	1.5 A

Termination Features

Termination Method to Wire & Cable	Crimp
------------------------------------	-------

Mechanical Attachment

Contact Retention Type Within Housing	Locking Lance
Mating Retention Type	Locking Latch
Mating Retention	With
Connector Mounting Type	Cable Mount (Free-Hanging)

Housing Features

Housing Material	Nylon
Centerline (Pitch)	1.25 mm[.05 in]

Dimensions

Compatible Insulation Diameter Range	.76 – 1 mm
Wire Size	26 – 30 AWG

Usage Conditions

Operating Temperature Range	-40 – 105 °C[-40 – 221 °F]
-----------------------------	----------------------------

Operation/Application

Circuit Application	Signal
---------------------	--------

Industry Standards

UL Flammability Rating	UL 94V-0
------------------------	----------

Packaging Features

Packaging Method	Bag
------------------	-----



Product Compliance

For compliance documentation, visit the product page on TE.com>

EU RoHS Directive 2011/65/EU	Compliant
EU ELV Directive 2000/53/EC	Compliant
China RoHS 2 Directive MIIT Order No 32, 2016	No Restricted Materials Above Threshold
EU REACH Regulation (EC) No. 1907/2006	Current ECHA Candidate List: JAN 2025 (247) Candidate List Declared Against: JAN 2025 (247) Does not contain REACH SVHC
Halogen Content	Not Low Halogen - contains Br or Cl > 900 ppm.
Solder Process Capability	Not reviewed for solder process capability

Product Compliance Disclaimer

This information is provided based on reasonable inquiry of our suppliers and represents our current actual knowledge based on the information they provided. This information is subject to change. The part numbers that TE has identified as EU RoHS compliant have a maximum concentration of 0.1% by weight in homogenous materials for lead, hexavalent chromium, mercury, PBB, PBDE, DBP, BBP, DEHP, DIBP, and 0.01% for cadmium, or qualify for an exemption to these limits as defined in the Annexes of Directive 2011/65/EU (RoHS2). Finished electrical and electronic equipment products will be CE marked as required by Directive 2011/65/EU. Components may not be CE marked. Additionally, the part numbers that TE has identified as EU ELV compliant have a maximum concentration of 0.1% by weight in homogenous materials for lead, hexavalent chromium, and mercury, and 0.01% for cadmium, or qualify for an exemption to these limits as defined in the Annexes of Directive 2000/53/EC (ELV). Regarding the REACH Regulations, TE’s information on SVHC in articles for this part number is still based on the European Chemical Agency (ECHA) ‘Guidance on requirements for substances in articles’(Version: 2, April 2011), applying the 0.1% weight on weight concentration threshold at the finished product level. TE is aware of the European Court of Justice ruling of September 10th, 2015 also known as O5A (Once An Article Always An Article) stating that, in case of ‘complex object’, the threshold for a SVHC must be applied to both the product as a whole and simultaneously to each of the articles forming part of its composition. TE has evaluated this ruling based on the new ECHA “Guidance on requirements for substances in articles” (June 2017, version 4.0) and will be updating its statements accordingly.

Compatible Parts



TE Part # 4-2456589-0
Header Assy, 40pos, VT, KeyA, SGI 1.25



TE Part # 2371403-1
SGI 1.25 RCPT Contact, 26-30AWG




TE Part # 2454997-1
SGI 1.25 RCPT Contact, 26-30AWG

Also in the Series | GRACE INERTIA 1.25




Connector Contacts(2)



PCB Headers & Receptacles(76)




Rectangular Connector Housings(2)



Standard Rectangular Connectors(2)



Wire-to-Board Connector Assemblies & Housings(42)



Wire-to-Board Headers & Receptacles (76)

Documents

Product Drawings

Plug HSG, VT, KeyA, 40pos, SGI 1.25

English

CAD Files

Customer View Model

ENG_CVM_CVM_4-2456588-0_A.3d_stp.zip

English

Customer View Model

ENG_CVM_CVM_4-2456588-0_A.2d_dxf.zip

English

3D PDF

3D

Customer View Model

ENG_CVM_CVM_4-2456588-0_A.3d_igs.zip

English

By downloading the CAD file I accept and agree to the [Terms and Conditions](#) of use.

Product Specifications

Application Specification

English

Agency Approvals

UL Report

English