



Features

- Available in E12 values
- Inductance as low as 1.1 μH
- Current rating to 10.2 amps
- RoHS compliant*

Applications

- Input/output of DC/DC converters
- Power supplies for:
 - Portable communication equipment
 - Camcorders
 - LCD TVs
 - Car radios

SRR1280 Series - Shielded SMD Power Inductors

Electrical Specifications

Bourns Part No.	Inductance 100 kHz		Q Typ.	Test Frequency (MHz)	SRF Typ. (MHz)	RDC Max. (m Ω)	I rms Max. (A)	I sat Typ. (A)
	(μH)	Tol. %						
SRR1280-1R1Y	1.1	± 30	26	7.96	85	6.5	10.20	14.00
SRR1280-1R2Y	1.2	± 30	28	7.96	83	18.0	6.60	7.80
SRR1280-1R4Y	1.4	± 30	24	7.96	80	9.8	9.80	12.00
SRR1280-2R4Y	2.4	± 30	20	7.96	45	10.0	9.20	10.50
SRR1280-3R3Y	3.3	± 30	20	7.96	40	12.0	8.80	9.80
SRR1280-3R5Y	3.5	± 30	20	7.96	36	12.0	8.80	9.80
SRR1280-4R5Y	4.5	± 30	20	7.96	34	13.5	8.50	9.00
SRR1280-4R7Y	4.7	± 30	22	7.96	30	15.5	8.20	8.80
SRR1280-5R6Y	5.6	± 30	20	7.96	24	16.0	8.00	8.50
SRR1280-6R1Y	6.1	± 30	20	7.96	23	18.0	6.60	7.80
SRR1280-6R8Y	6.8	± 30	20	7.96	22	18.5	7.60	8.00
SRR1280-7R5Y	7.5	± 30	16	7.96	21	17.5	6.40	7.00
SRR1280-7R6Y	7.6	± 30	15	7.96	21	20.0	5.90	6.50
SRR1280-8R2Y	8.2	± 30	22	2.52	20	20.5	6.20	6.80
SRR1280-100M	10.0	± 20	24	2.52	17	19.5	6.00	6.30
SRR1280-120M	12.0	± 20	26	2.52	15	28.0	5.60	6.60
SRR1280-150M	15.0	± 20	26	2.52	13	28.5	5.20	5.00
SRR1280-180M	18.0	± 20	24	2.52	12	35.0	4.80	4.60
SRR1280-220M	22.0	± 20	20	2.52	11	38.6	4.30	4.10
SRR1280-270M	27.0	± 20	26	2.52	10	52.0	3.90	3.70
SRR1280-330M	33.0	± 20	28	2.52	9.5	57.0	3.50	3.30
SRR1280-390M	39.0	± 20	24	2.52	8.5	70.0	3.20	3.10
SRR1280-470M	47.0	± 20	24	2.52	7.5	80.0	2.90	2.80
SRR1280-560M	56.0	± 20	24	2.52	7.0	100.0	2.60	2.50
SRR1280-680M	68.0	± 20	20	2.52	6.5	120.0	2.40	2.30
SRR1280-820M	82.0	± 20	20	0.796	5.0	130.0	2.30	2.20
SRR1280-101M	100.0	± 20	18	0.796	4.5	150.0	2.10	2.00
SRR1280-121K	120.0	± 10	16	0.796	4.3	200.0	1.95	1.95
SRR1280-151K	150.0	± 10	24	0.796	4.1	270.0	1.85	1.90
SRR1280-181K	180.0	± 10	24	0.796	4.0	300.0	1.75	1.88
SRR1280-221K	220.0	± 10	24	0.796	3.4	400.0	1.60	1.70
SRR1280-271K	270.0	± 10	20	0.796	3.1	450.0	1.20	1.60
SRR1280-331K	330.0	± 10	18	0.796	2.9	600.0	1.10	1.40
SRR1280-391K	390.0	± 10	20	0.796	2.7	680.0	1.00	1.40
SRR1280-471K	470.0	± 10	20	0.796	2.2	880.0	0.90	1.25
SRR1280-561K	560.0	± 10	20	0.796	2.0	960.0	0.80	1.15
SRR1280-681K	680.0	± 10	26	0.796	1.7	1300.0	0.75	0.97
SRR1280-821K	820.0	± 10	20	0.796	1.4	1500.0	0.70	0.94
SRR1280-102K	1000.0	± 10	40	0.252	1.3	1700.0	0.68	0.80

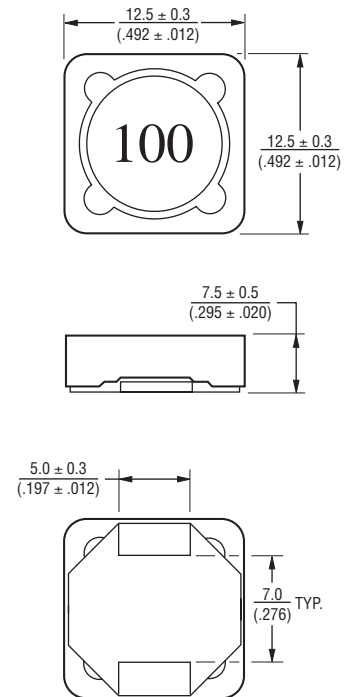
General Specifications

Test Voltage.....0.1 V
 Reflow Soldering ...230 °C, 50 sec. max.
 Operating Temperature ..-40 °C to +125 °C
 (Temperature rise included)
 Storage Temperature..-40 °C to +125 °C
 Resistance to Soldering Heat
260 °C for 10 sec.

Materials

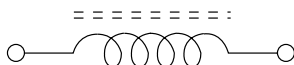
CoreFerrite DR and RI
 WireEnameled copper wire 130
 Terminal.....Cu/Ni/Sn
 Rated Current
Ind. drop 25 % typ. at Isat
 Temperature Rise40 °C max.
 at rated Irms
 Packaging400 pcs. per reel

Product Dimensions

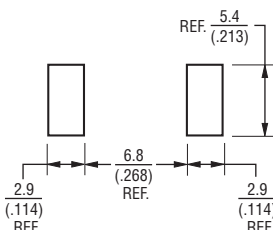


DIMENSIONS: $\frac{\text{MM}}{\text{(INCHES)}}$

Electrical Schematic



Recommended Layout

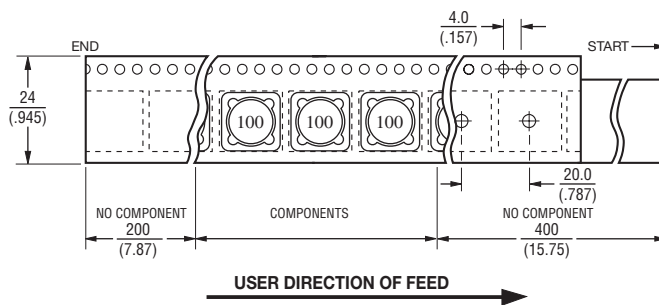
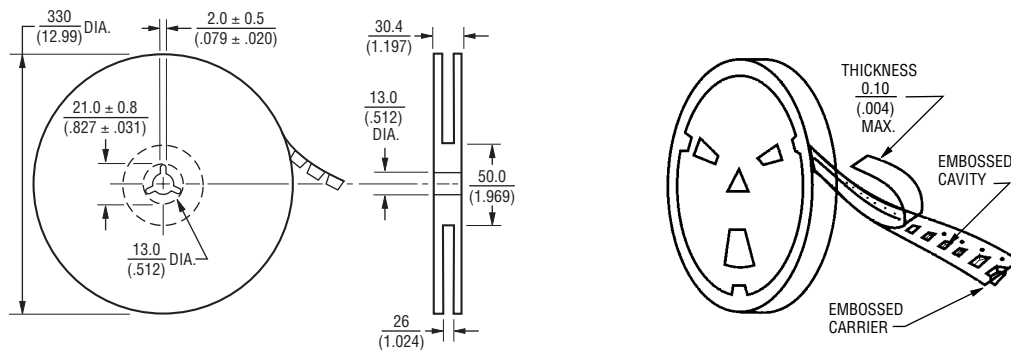


*RoHS Directive 2002/95/EC Jan 27, 2003 including Annex.
 Specifications are subject to change without notice.
 Customers should verify actual device performance in their specific applications.

SRR1280 Series - Shielded SMD Power Inductors

BOURNS®

Packaging Specifications



QTY: 400 PCS. PER REEL

DIMENSIONS: $\frac{\text{MM}}{\text{(INCHES)}}$