




Connectors > Terminal Blocks & Strips > PCB Terminal Blocks



Terminal Block Connector Type: **Header**

Connector System: **Wire-to-Board**

Number of Positions: **18**

Centerline (Pitch): **5.08 mm [ .2 in ]**

Number of Rows: **1**

Features

Product Type Features

Wire Protection	With
Block Type	Stacking w/interlock
Terminal Block Connector Type	Header
Connector System	Wire-to-Board
Connector & Contact Terminates To	Printed Circuit Board

Configuration Features

Stacked Levels	Without
Closed End	Without
Stacking Configuration	Side Stackable
Number of Positions	18
Number of Rows	1
Wire Entry Angle	Side

Electrical Characteristics

Current Rating (Max)	17.5 A
----------------------	--------



Voltage Rating	300 VAC
----------------	---------

Body Features

Interlock	With
-----------	------

Contact Features

Contact Mating Area Plating Material	Tin
Contact Mount	Through Hole
Contact Base Material	Brass
Contact Current Rating (Max)	17.5 A

Mechanical Attachment

Screwless Terminal Block	No
Mounting Angle	Straight
Screw Size	M3
Screw Plating Material	Nickel
Screw Material	Brass
Screw Flange	Without
Connector Mounting Type	Board Mount

Housing Features

Housing Color	Black
Housing Material	PA 66
Centerline (Pitch)	5.08 mm[.2 in]

Dimensions

PCB Tail Length	3.5 mm[.138 in]
Wire Size	.05 – 3 mm²

Usage Conditions

Operating Temperature Range	-40 – 110 °C[-40 – 230 °F]
-----------------------------	----------------------------

Operation/Application

Circuit Application	Power & Signal
---------------------	----------------

Identification Marking

Marking Color	White
---------------	-------

Packaging Features

Packaging Method	Carton
------------------	--------



Packaging Quantity

200

Other

Comment	15A Field Wiring
---------	------------------

Product Compliance

For compliance documentation, visit the product page on TE.com>

EU RoHS Directive 2011/65/EU	Compliant with Exemptions
EU ELV Directive 2000/53/EC	Compliant with Exemptions
China RoHS 2 Directive MIIT Order No 32, 2016	Restricted Materials Above Threshold
EU REACH Regulation (EC) No. 1907/2006	Current ECHA Candidate List: JAN 2022 (223) Candidate List Declared Against: JAN 2021 (211) SVHC > Threshold: Pb (2% in Component) <b>Article Safe Usage Statements:</b> Do not eat, drink or smoke when using this product. Wash thoroughly after handling. Recycle if possible and dispose of the article by following all applicable governmental regulations relevant to your geographic location.
Halogen Content	Low Halogen - Br, Cl, F, I < 900 ppm per homogenous material. Also BFR/CFR/PVC Free
Solder Process Capability	Wave solder capable to 265°C

Product Compliance Disclaimer


This information is provided based on reasonable inquiry of our suppliers and represents our current actual knowledge based on the information they provided. This information is subject to change. The part numbers that TE has identified as EU RoHS compliant have a maximum concentration of 0.1% by weight in homogenous materials for lead, hexavalent chromium, mercury, PBB, PBDE, DBP, BBP, DEHP, DIBP, and 0.01% for cadmium, or qualify for an exemption to these limits as defined in the Annexes of Directive 2011/65/EU (RoHS2). Finished electrical and electronic equipment products will be CE marked as required by Directive 2011/65/EU. Components may not be CE marked. Additionally, the part numbers that TE has identified as EU ELV compliant have a maximum concentration of 0.1% by weight in homogenous materials for lead, hexavalent chromium, and mercury, and 0.01% for cadmium, or qualify for an exemption to these limits as defined in the Annexes of Directive 2000/53/EC (ELV). Regarding the REACH Regulation, the information TE provides on SVHC in articles for this part number is based on the latest European Chemicals Agency (ECHA) 'Guidance on requirements for substances in articles' posted at this URL: <https://echa.europa.eu/guidance-documents/guidance-on-reach>

Compatible Parts



TE Part # 282841-9  
TERMI-BLOK PCB MOUNT 9P. 5

Customers Also Bought



TE Part #4-521098-2  
ULTRA-FAST 250 ASSEMBLY 12-10  
AWG TPBR



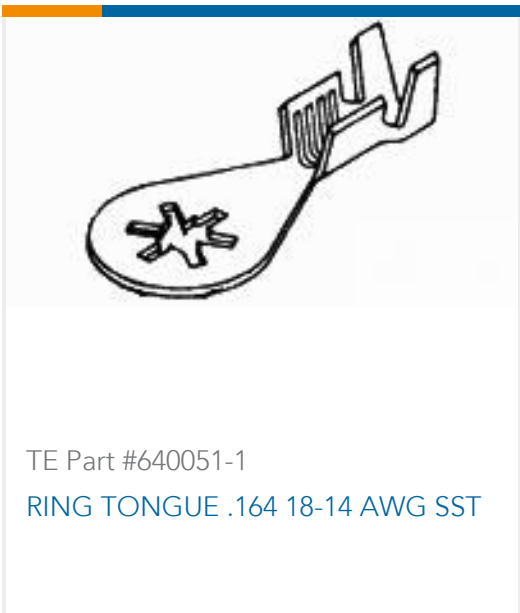
TE Part #350766-1  
03P UMNL PLUG HSG



TE Part #640445-8  
08P MTA156 HDR ASSY FL/STR SN



TE Part #87309-8  
MOD V RECP PLTD SN



TE Part #640051-1  
RING TONGUE .164 18-14 AWG SST



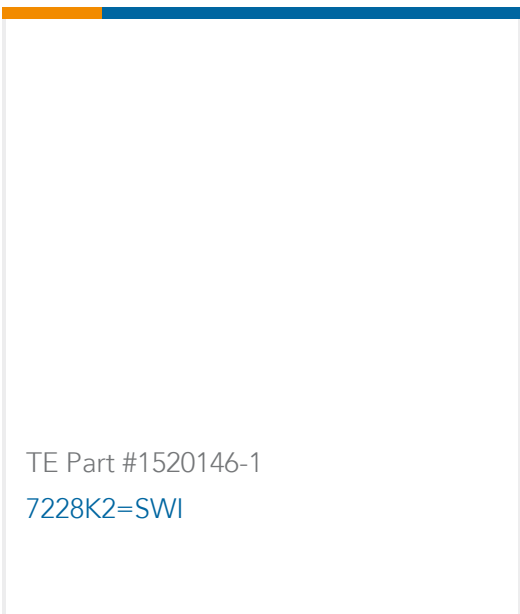
TE Part #640456-6  
06P MTA100 HDR ASSY F/L SQ STR



TE Part #1-1419108-7  
RT424024F



TE Part #3-435668-4  
DIP SW 4 POSN W/TAPE AU



TE Part #1520146-1  
7228K2=SWI

Documents

Product Drawings

18POS TERMI-BLOK PCB MOUNT

English

CAD Files

Customer View Model

ENG\_CVM\_CVM\_1-796949-8\_C.2d\_dxf.zip

English

3D PDF



3D

Customer View Model

[ENG\\_CVM\\_CVM\\_1-796949-8\\_C.3d\\_igs.zip](#)

English

Customer View Model

[ENG\\_CVM\\_CVM\\_1-796949-8\\_C.3d\\_stp.zip](#)

English

By downloading the CAD file I accept and agree to the [Terms and Conditions](#) of use.

Datasheets & Catalog Pages

[BUCHANAN TERMINAL BLOCKS CATALOG - EUROSTYLE TERMINAL BLOCKS](#)

English

[1-1773458-1\\_EURO\\_STYLE\\_TERMINAL\\_BLOCKS\\_QRG](#)

English

Product Specifications

[Application Specification](#)

English