



WS/WE160-F142

PRODUCT PORTFOLIO

SICK
Sensor Intelligence.



Illustration may differ



Ordering information

Type	Part no.
WS/WE160-F142	6022753

Other models and accessories → www.sick.com/

Detailed technical data

Features

Sensor/ detection principle	Through-beam photoelectric sensor
Dimensions (W x H x D)	11 mm x 38 mm x 23 mm
Housing design (light emission)	Rectangular
Sensing range max.	≤ 15 mm
Sensing range	0 m ... 11 m ¹⁾
Type of light	Visible red light
Light source	LED
Wave length	680 nm

¹⁾ Object with 90 % reflectance (referred to standard white, DIN 5033).

Mechanics/electronics

Supply voltage	10 V DC ... 30 V DC
Ripple	± 10 %
Power consumption	≤ 25 mA ¹⁾
Switching output	PNP
Switching mode	Light/dark switching
Switching mode selector	Selectable via light/dark rotary switch
Response time	≤ 0.5 ms ²⁾
Connection type	Cable, 2 m ³⁾
Cable material	PVC
Conductor cross-section	0.2 mm ²
Housing material	Plastic, PBT
Optics material	Plastic, PMMA

¹⁾ Without load.

²⁾ Signal transit time with resistive load.

³⁾ Do not bend below 0 °C.

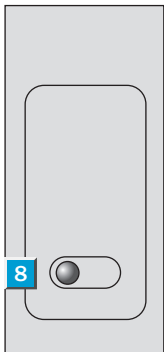
Enclosure rating	IP69K
Ambient operating temperature	-25 °C ... +55 °C
Ambient storage temperature	-40 °C ... +70 °C
UL File No.	NRNT2.E128350 & NRNT8.E128350

- 1) Without load.
 2) Signal transit time with resistive load.
 3) Do not bend below 0 °C.

Classifications

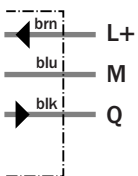
ECI@ss 5.0	27270901
ECI@ss 5.1.4	27270901
ECI@ss 6.0	27270901
ECI@ss 6.2	27270901
ECI@ss 7.0	27270901
ECI@ss 8.0	27270901
ECI@ss 8.1	27270901
ECI@ss 9.0	27270901
ETIM 5.0	EC002716
ETIM 6.0	EC002716
UNSPSC 16.0901	39121528

Adjustments possible

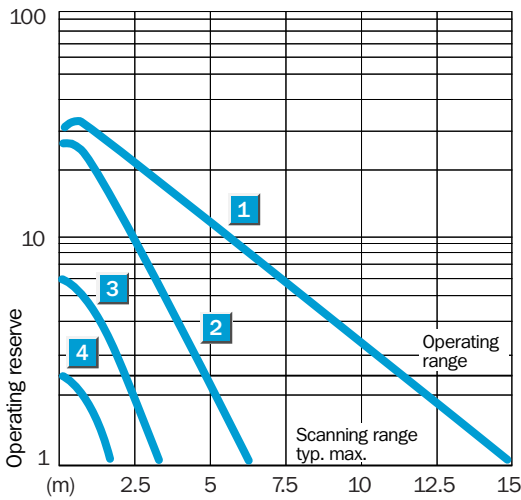


⑧ Red LED: sender active

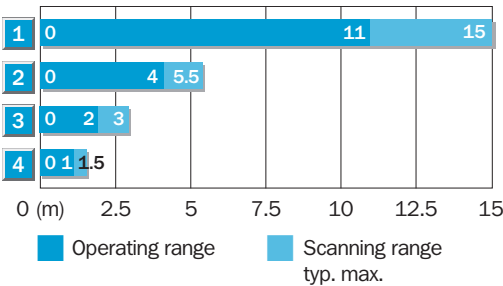
Connection diagram



Characteristic curve

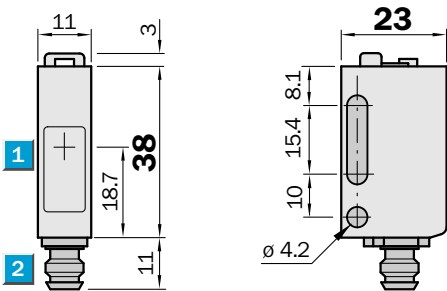


Sensing range diagram



1	Without slotted mask
2	With slotted mask 2 mm, BL-160-SK
3	With slotted mask 1 mm, BL-160-SK
4	With slotted mask 0.5 mm, BL-160-SK

Dimensional drawing (Dimensions in mm (inch))



- ① Center of optical axis
- ② Connection

SICK AT A GLANCE

SICK is one of the leading manufacturers of intelligent sensors and sensor solutions for industrial applications. A unique range of products and services creates the perfect basis for controlling processes securely and efficiently, protecting individuals from accidents and preventing damage to the environment.

We have extensive experience in a wide range of industries and understand their processes and requirements. With intelligent sensors, we can deliver exactly what our customers need. In application centers in Europe, Asia and North America, system solutions are tested and optimized in accordance with customer specifications. All this makes us a reliable supplier and development partner.

Comprehensive services complete our offering: SICK LifeTime Services provide support throughout the machine life cycle and ensure safety and productivity.

For us, that is “Sensor Intelligence.”

WORLDWIDE PRESENCE:

Contacts and other locations –www.sick.com