

# DB-C4-J11

## Product Details






---



<b>Part Number</b>	<b>DB-C4-J11</b>
<b>Status</b>	<b>Active</b>
<b>Features</b>	D-Sub Connector, Junction shell (Metallic hood, Short screw M2.6), DB
<b>Number of Positions</b>	-
<b>Contact Pitch (mm)</b>	
<b>Rated Current (A)</b>	
<b>Rated Voltage (V)</b>	
<b>Applicable Specifications</b>	
<b>Waterproof/ Non-waterproof</b>	
<b>Applications</b>	
<b>Connector Type</b>	Accessory
<b>Connector Style</b>	
<b>Contact Type</b>	
<b>Wire Termination Style</b>	
<b>Applicable Wire Size (AWG)</b>	

<b>EMI Shielded</b>	TRUE
<b>PCB Mounting Style</b>	
<b>SMD Flag</b>	
<b>Shell Size</b>	B
<b>Applicable Wire Size (mm<sup>2</sup>)</b>	
<b>Applicable Wire Size</b>	
<b>Dielectric Withstanding Voltage (VACr.m.s. 1minute)</b>	
<b>Insulation Resistance (megaohm min.)</b>	
<b>Contact Resistance (milliohm max.)</b>	
<b>Operating Temperature Range (deg. C)</b>	
<b>Shell Type</b>	
<b>Material of Insulator</b>	
<b>Contact</b>	
<b>Finish of Contact in Connecting Area</b>	
<b>Finish of Contact in PCB Mounting Area</b>	
<b>Mounting Method</b>	
<b>Screw Lock Assembly</b>	
<b>Existence of Ferrite</b>	
<b>Applicable Contacts</b>	

**Applicable Product Part**

Numbers	
Use with Accessories	
Accessory Type	
Documents	<div style="display: flex; justify-content: space-around; align-items: center;"> <div style="border: 1px solid #ccc; padding: 5px; margin: 2px;">Drawings </div> <div style="border: 1px solid #ccc; padding: 5px; margin: 2px;">3D Models </div> </div> <div style="border: 1px solid #ccc; padding: 5px; margin: 5px 0 auto 0;">PDF Download </div>
Stock Search	<div style="border: 1px solid #ccc; padding: 5px; display: inline-block;">Stock Search </div>
RoHS compliant	10 substances (2011/65/EU)
REACH compliant	
Environment Information	<div style="border: 1px solid #ccc; padding: 5px; display: inline-block;">RoHS/Reach Certificate </div>
Remarks	

### Notice

1. The values specified in this web site are only for reference. The products and their specifications are subject to change without notice. Contact our sales staff for further information before considering or ordering any of our products.

For purchase, a product specification must be agreed upon.

2. Users are requested to provide protection circuits and redundancy circuits to ensure safety of the equipment, and sufficiently review the suitability of JAE's products to the equipment.

3. The products presented in this web site are designed for the uses recommended below.

We strongly suggest you contact our sales staff when considering use of any of the products in any other way than the recommended applications or for a specific use that requires an extremely high reliability.

(1) Applications that require consultation:

\* Please contact us if you are considering use involving a quality assurance program that you specify or that is peculiar to the industry, such as:

Automotive electrical components, train control, telecommunications devices (mainline), traffic light control, electric power, combustion control, fire prevention or security systems, disaster evention equipment, etc.

\* We may separately give you our support with a quality assurance program that you specify, when you think of a use such as :

Aviation or space equipment, submarine repeaters, nuclear power control systems, medical equipment for life support, etc.

(2) Recommended applications include:

\* Computers, office appliances, telecommunications devices (terminals, mobile units), measuring equipment, audiovisual equipment, home electric appliances, factory automation equipment, etc