

Lightning arrester type 1 - FLT-SEC-P-T1-3C-350/25-FM - 2905419

Please be informed that the data shown in this PDF Document is generated from our Online Catalog. Please find the complete data in the user's documentation. Our General Terms of Use for Downloads are valid (<http://phoenixcontact.com/download>)



Plug-in lightning arrester, in accordance with Type 1/Class I, for 3-phase power supply networks, with combined PE and N installed in one conductor (L1, L2, L3, PEN).

Why buy this product

- ✓ Spark gap has no line follow current
- ✓ Free of leakage current, suitable for use in the pre-meter area
- ✓ High continuous voltage of 350 V AC for 230/400 V AC networks with high voltage fluctuations
- ✓ Pluggable
- ✓ Low voltage protection level of 1.5 kV
- ✓ Optical, mechanical status indicator
- ✓ With floating remote indication contact
- ✓ Plugs can be checked with CHECKMASTER 2



Key Commercial Data

Packing unit	1 pc
GTIN	 4 046356 950091
Weight per Piece (excluding packing)	1347.4 g
Custom tariff number	85363010
Country of origin	Germany
Note	Made to Order (non-returnable)

Technical data

Dimensions

Height	95.2 mm
Width	106.8 mm
Depth	74.5 mm
Horizontal pitch	6 Div.

Lightning arrester type 1 - FLT-SEC-P-T1-3C-350/25-FM - 2905419

Technical data

Ambient conditions

Degree of protection	IP20 (only when all terminal points are used)
Ambient temperature (operation)	-40 °C ... 80 °C
Ambient temperature (storage/transport)	-40 °C ... 80 °C
Altitude	≤ 2000 m (amsl (above mean sea level))
Permissible humidity (operation)	5 % ... 95 %
Shock (operation)	30g (half sinus / 11 ms / 3x ±X, ±Y, ±Z)
Vibration (operation)	5g (5 - 500 Hz/2.5 h/X, Y, Z)

General

Standards/specifications	IEC 61643-11 2011
	EN 61643-11 2012
IEC test classification	I / II
	T1 / T2
	T1
	I
EN type	T1 / T2
	T1
IEC power supply system	TN-C
Lightning protection class	II
Number of ports	One
SPD design	Voltage-switching type
Mode of protection	L-PEN
Mounting type	DIN rail: 35 mm
Color	light grey RAL 7035
	traffic grey A RAL 7042
Housing material	PA 6.6-FR 20% GF
	PBT-FR
Pollution degree	2
Inflammability class according to UL 94	V-0
Type	DIN rail module, two-section, divisible
Number of positions	3
Surge protection fault message	Optical, remote indicator contact

Protective circuit

Nominal voltage U_N	240/415 V AC (TN-C)
Nominal frequency f_N	50 Hz (60 Hz)
Maximum continuous operating voltage U_C (L-PEN)	350 V AC
Rated load current I_L	125 A (< 55 °C)
Nominal discharge current I_n (8/20) μ s (L-PEN)	25 kA
Maximum discharge current I_{max} (8/20) μ s (L-PEN)	50 kA
Impulse discharge current (10/350) μ s (L-PEN), charge	12.5 As

Lightning arrester type 1 - FLT-SEC-P-T1-3C-350/25-FM - 2905419

Technical data

Protective circuit

Impulse discharge current (10/350) μs (L-PEN), specific energy	160 kJ/ Ω
Impulse discharge current (10/350) μs (L-PEN), peak current value I_{imp}	25 kA
Total discharge current I_{Total} (10/350) μs	75 kA
Follow current interrupt rating I_{fi} (L-PEN)	50 kA
Short-circuit current rating I_{SCCR}	50 kA
Voltage protection level U_p (L-PEN)	≤ 1.5 kV
Residual voltage U_{res} (L-PEN)	≤ 1.5 kV (at I_n)
Front of wave sparkover voltage at 6 kV (1.2/50) μs (L-PEN)	≤ 1.5 kV
TOV behavior at U_T (L-PEN)	415 V AC (5 s / withstand mode)
	457 V AC (120 min / withstand mode)
Response time t_A (L-PEN)	≤ 100 ns
Max. backup fuse with branch wiring	315 A AC (gG)
Max. backup fuse with V-type through wiring	125 A AC (gG)

Indicator/remote signaling

Connection name	Remote fault indicator contact
Switching function	PDT contact
Operating voltage	12 V AC ... 250 V AC
	125 V AC (UL)
	125 V DC (200 mA DC)
Operating current	10 mA AC ... 1 A AC
	1 A AC (UL)
	1 A DC (30 V DC)
Connection method	Plug-in/screw connection via COMBICON
Screw thread	M2
Tightening torque	0.25 Nm
	4 lb _f -in. (UL)
Stripping length	7 mm
Conductor cross section flexible min.	0.14 mm ²
Conductor cross section flexible max.	1.5 mm ²
Conductor cross section solid min.	0.14 mm ²
Conductor cross section solid max.	1.5 mm ²
AWG conductor cross section	28 ... 16
	30 ... 14 (UL)

Connection data

Connection method	Screw terminal blocks
Conductor cross section flexible min.	2.5 mm ²
Conductor cross section flexible max.	25 mm ²
Conductor cross section solid min.	2.5 mm ²
Conductor cross section solid max.	35 mm ²

Lightning arrester type 1 - FLT-SEC-P-T1-3C-350/25-FM - 2905419

Technical data

Connection data

AWG conductor cross section	13 ... 2
	12 ... 2 (UL)
Screw thread	M5
Tightening torque	4.5 Nm
	40 lb _F -in. (UL)
Stripping length	18 mm

UL specifications

UL class	Type 4 SPD for Type 2 applications
Maximum continuous operating voltage MCOV (L-L)	528 V AC
Maximum continuous operating voltage MCOV (L-G)	264 V AC
Nom. voltage	240 V AC
Mode of protection	L-L
	L-G
Power distribution system	3D
Nominal frequency	50/60 Hz
Voltage protection rating VPR (L-L)	2 kV
Voltage protection rating VPR (L-G)	1.2 kV
Nominal discharge current I _n (L-L)	20 kA
Nominal discharge current I _n (L-G)	20 kA
Follow current (L-N)	10 kA (264 V AC)

Classifications

eCl@ss

eCl@ss 5.1	27130801
eCl@ss 6.0	27130808
eCl@ss 8.0	27130802

ETIM

ETIM 4.0	EC000381
ETIM 5.0	EC000381

Approvals

Approvals

Approvals

UL Recognized / KEMA-KEUR / cUL Recognized / CCA / IECCE CB Scheme / GL / EAC / cULus Recognized


Lightning arrester type 1 - FLT-SEC-P-T1-3C-350/25-FM - 2905419

Approvals

Ex Approvals

Approvals submitted


Approval details

UL Recognized 

KEMA-KEUR 


cUL Recognized 

CCA

IECEE CB Scheme 

GL

EAC

cULus Recognized 

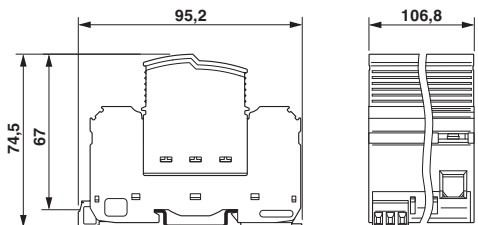
Drawings

Lightning arrester type 1 - FLT-SEC-P-T1-3C-350/25-FM - 2905419


Pictogram



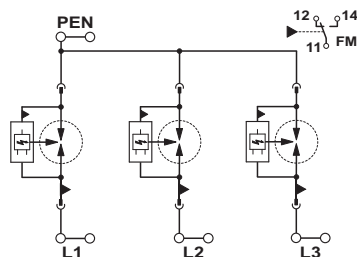
Dimensional drawing



Product drawing



Circuit diagram



Application drawing

