



Features

- 1812 size
- High current rating
- Inductance range from 1 μ H to 680 μ H
- RoHS compliant*

Applications

- Mobile phones
- Cellular phones
- CTV, VCR, HIC, FDD

CC453232 Series - Wirewound Chip Inductor

Electrical Specifications

Bourns Part No.	Inductance		Q Min.	Test Frequency MHz	SRF MHz Min.	DCR Ω Max.	Idc mA Max.
	μ H	Tol. %					
CC453232-1R0KL	1.0	± 10	10	7.96	180	0.11	1050
CC453232-1R2KL	1.2	± 10	10	7.96	160	0.12	1000
CC453232-1R5KL	1.5	± 10	10	7.96	130	0.15	950
CC453232-1R8KL	1.8	± 10	10	7.96	100	0.16	900
CC453232-2R2KL	2.2	± 10	10	7.96	80	0.18	850
CC453232-2R7KL	2.7	± 10	10	7.96	60	0.20	800
CC453232-3R3KL	3.3	± 10	10	7.96	45	0.22	750
CC453232-3R9KL	3.9	± 10	10	7.96	40	0.24	700
CC453232-4R7KL	4.7	± 10	10	7.96	35	0.27	650
CC453232-5R6KL	5.6	± 10	10	7.96	30	0.30	650
CC453232-6R8KL	6.8	± 10	10	7.96	28	0.35	600
CC453232-8R2KL	8.2	± 10	10	7.96	25	0.40	600
CC453232-100KL	10	± 10	10	2.52	22	0.50	550
CC453232-120KL	12	± 10	10	2.52	21	0.60	500
CC453232-150KL	15	± 10	10	2.52	20	0.70	450
CC453232-180KL	18	± 10	10	2.52	19	0.80	400
CC453232-220KL	22	± 10	10	2.52	18	0.90	370
CC453232-270KL	27	± 10	10	2.52	16	1.2	330
CC453232-330KL	33	± 10	10	2.52	14	1.4	300
CC453232-390KL	39	± 10	10	2.52	12	1.6	280
CC453232-470KL	47	± 10	10	2.52	11.5	1.9	260
CC453232-560KL	56	± 10	10	2.52	11	2.2	240
CC453232-680KL	68	± 10	10	2.52	10	2.6	220
CC453232-820KL	82	± 10	20	0.796	9	3.5	200
CC453232-101KL	100	± 10	20	0.796	8	4.0	180
CC453232-121KL	120	± 10	20	0.796	7.5	4.5	160
CC453232-151KL	150	± 10	20	0.796	7	6.5	140
CC453232-181KL	180	± 10	20	0.796	6.5	7.5	120
CC453232-221KL	220	± 10	20	0.796	5.5	9	120
CC453232-271KL	270	± 10	20	0.796	5	11	100
CC453232-331KL	330	± 10	20	0.796	4	13	90
CC453232-391KL	390	± 10	20	0.796	3	14	85
CC453232-471KL	470	± 10	20	0.796	3	16	75
CC453232-561KL	560	± 10	20	0.796	3	21	70
CC453232-681KL	680	± 10	20	0.796	2.5	25	65

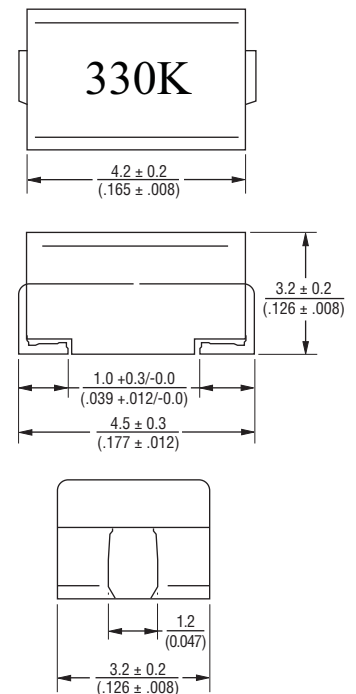
General Specifications

Temperature Rise20 °C max. at rated current
 Operating Temperature-40 °C to +125 °C
 Storage Temperature-40 °C to +125 °C
 Resistance to Soldering Heat 260 °C, 10 sec.

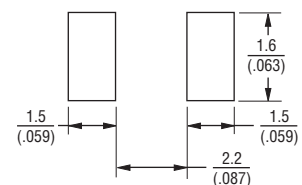
Materials

Core.....Ferrite
 Terminal Electrode.....Cu/Sn
 Packaging.....500 pcs. per reel

Product Dimensions



Recommended Layout



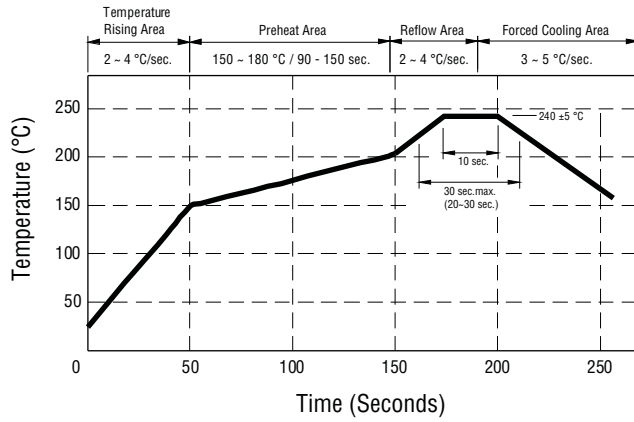
DIMENSIONS: $\frac{\text{MM}}{\text{(INCHES)}}$

*RoHS Directive 2002/95/EC Jan. 27, 2003 including annex and RoHS Recast 2011/65/EU June 8, 2011. Specifications are subject to change without notice. Customers should verify actual device performance in their specific applications.

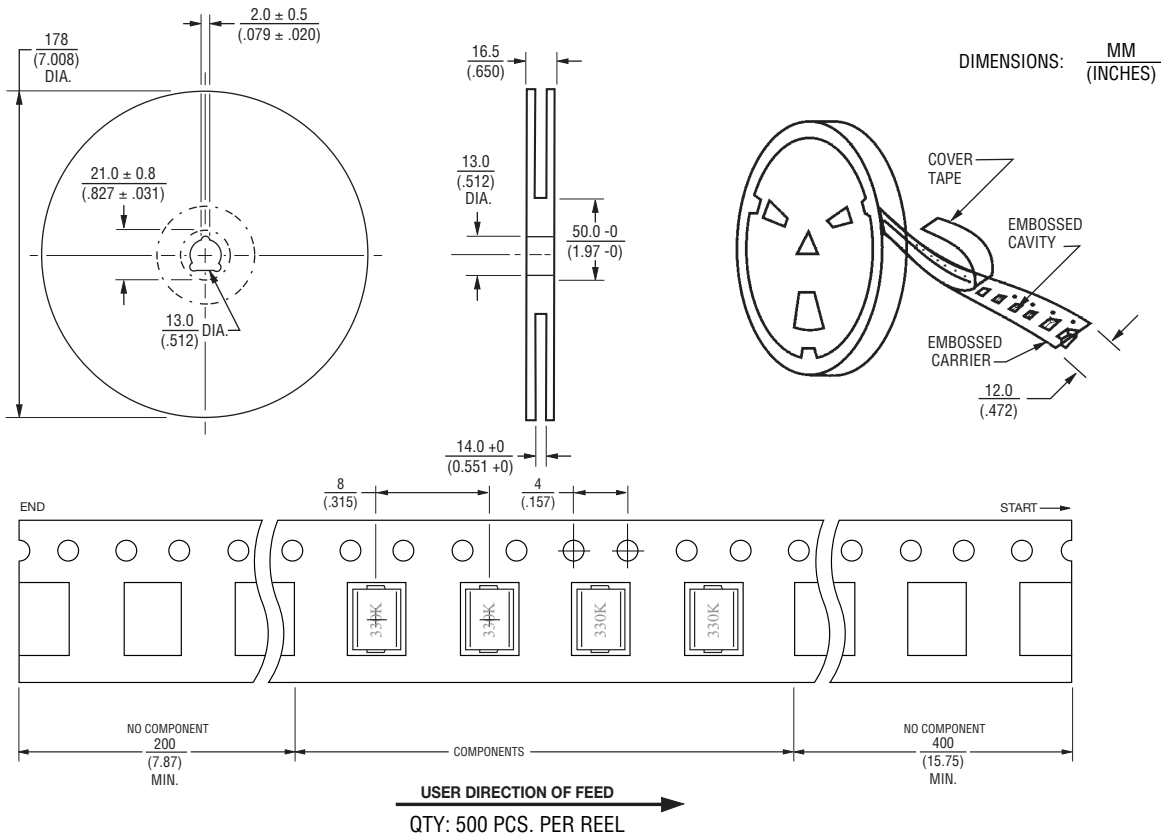
CC453232 Series - Wirewound Chip Inductor

BOURNS®

Solder Reflow Profile



Packaging Specifications



REV. 09/12

Specifications are subject to change without notice.
Customers should verify actual device performance in their specific applications.