

RXG22JD

interface plug-in relay - Zelio RXG - 2C/O standard - 12VDC-5A - with LTB and LED



Main

| | |
|-------------------------------|-----------------|
| Range of product | Zelio Relay |
| Series name | Interface relay |
| Product or component type | Plug-in relay |
| Device short name | RXG |
| Contacts type and composition | 2 C/O |

Complementary

| | |
|----------------------------------------------------------|--------------------------------------------------------------------------------------------------------------------------------------------------------------|
| Status LED | With |
| Contacts material | Silver alloy (AgSnO ₂ In ₂ O ₃) |
| Contact resistance | 100 mOhm |
| [I _{th}] conventional enclosed thermal current | 5 A (temperature : -40...55 °C) |
| [I _e] rated operational current | 5 A at 30 V DC conforming to UL 5 A at 30 V DC conforming to IEC 5 A at 250 V AC conforming to IEC 5 A at 250 V AC conforming to UL |
| Maximum switching voltage | 250 V AC 30 V DC |
| Load current | 5 A at 250 V AC |
| Maximum switching capacity | 1250 VA |
| Minimum switching capacity | 50 mW at 10 mA, 5 V DC |
| Operating rate | <= 18000 cycles/hour no-load <= 1800 cycles/hour under load |
| Utilisation coefficient | 20 % |
| Mechanical durability | 10000000 cycles |
| Electrical durability | 100000 cycles for NO resistive load at 55 °C 100000 cycles for NC resistive load at 55 °C |
| [U _i] rated insulation voltage | 250 V conforming to IEC 300 V conforming to UL 300 V conforming to CSA |
| [U _{imp}] rated impulse withstand voltage | 6 kV for 1.2/50 µs |
| Dielectric strength | 5000 V AC (reinforced insulation between coil and contact) 3000 V AC (basic insulation between poles) 1000 V AC (micro disconnection between contacts) |
| Resistance | 270 Ohm +/- 10 % |
| Insulation resistance | 1000 MOhm at 500 V DC |
| Mounting position | Any position |
| Average consumption in W | 0.53 W |
| Drop-out voltage threshold | >= 0.1 U _c DC |
| Electrical insulation class | Class F |
| Operating time | 20 ms |
| Reset time | 20 ms |
| Control circuit voltage | 12 V DC |
| Safety reliability data | B10d = 100000 |
| Colour of cover | Standard |
| Control type | Lockable test button |

The information provided in this documentation contains general descriptions and/or technical characteristics of the performance of the products contained herein. This documentation is not intended as a substitute for and is not to be used for determining suitability or reliability of these products for specific user applications. It is the duty of any such user or integrator to perform the appropriate and complete risk analysis, evaluation and testing of the products with respect to the relevant specific application or use thereof. Neither Schneider Electric Industries SAS nor any of its affiliates or subsidiaries shall be responsible or liable for misuse of the information contained herein.

| | |
|---------------------|------------------|
| Local signalling | Flag |
| Product weight | 0.02 kg |
| Device presentation | Complete product |

Environment

| | |
|---------------------------------------|----------------------------------------------------------------------------------------------------------------------------------|
| vibration resistance | 3 gn (f = 10...150 Hz), amplitude +/- 0.75 mm (in operation) 5 gn (f = 10...150 Hz), amplitude +/- 0.75 mm (not in operation) |
| IP degree of protection | IP40 |
| shock resistance | 20 gn in operation 100 gn not in operation |
| protection category | RT I |
| standards | UL 508 CSA C22.2 No 14 IEC 61810-1 |
| product certifications | CE CSA RoHS UL REACH EAC China RoHS |
| pollution degree | 2 |
| overvoltage category | III |
| ambient air temperature for storage | -40...85 °C |
| ambient air temperature for operation | -40...70 °C |
| relative humidity | 10...85 % |

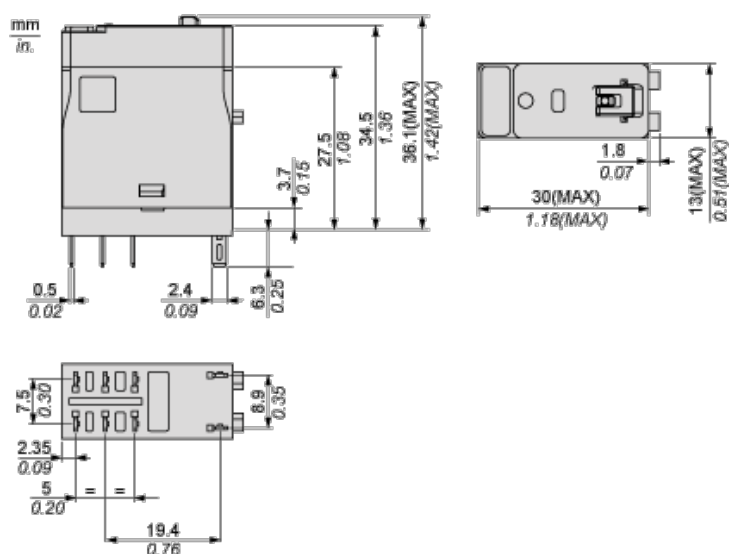
Offer Sustainability

| | |
|----------------------------------|-----------------------------------------------------------------------|
| Sustainable offer status | Green Premium product |
| RoHS (date code: YYWW) | Compliant - since 1426 - Schneider Electric declaration of conformity |
| REACH | Reference not containing SVHC above the threshold |
| Product environmental profile | Available |
| Product end of life instructions | Need no specific recycling operations |

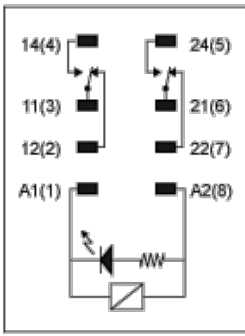
Contractual warranty

| | |
|-----------------|-----------|
| Warranty period | 18 months |
|-----------------|-----------|

Dimensions

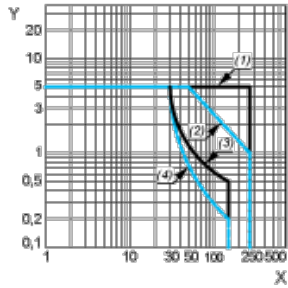


Wiring Diagram



Performance Curves

Maximum Switching Capacity



X : Switching voltage (V)

Y : Switching current (A)

(1) AC Resistive Load

(2) AC Inductive Load $\cos(\phi)=0.4$

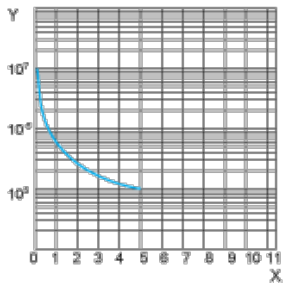
(3) DC Resistive Load

(4) DC Inductive Load $T0.95=6P$

Performance Curves

Life Expectancy

Resistive Load



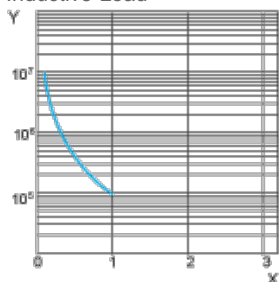
X : Contact Current (A)

Y : Operating Cycle Number

Performance Curves

Life Expectancy

Inductive Load



X : Contact Current (A)

Y : Operating Cycle Number