

Commercial status: Commercialised



### Main

Range	Acti9
Product name	Acti9 iDT40
Product or component type	Miniature circuit-breaker
Device short name	IDT40N
Device application	Distribution
Poles description	4P
Number of protected poles	4
[In] rated current	63 A
Network type	AC
Trip unit technology	Thermal-magnetic
Curve code	C
Breaking capacity	6000 A Icn at 400 V AC 50 Hz conforming to EN/IEC 60898-1 10 kA Icu at 400 V AC 50 Hz conforming to EN/IEC 60947-2
Suitability for isolation	Yes conforming to EN/IEC 60947-2
Quality labels	NF

### Complementary

Network frequency	50 Hz
[Ue] rated operational voltage	400 V AC 50 Hz
Magnetic tripping limit	5...10 x In conforming to EN/IEC 60898-1 8 x In +/- 20 % conforming to EN/IEC 60947-2
[Ics] rated service breaking capacity	6000 A 100 % x Icn at 400 V AC 50 Hz conforming to EN/IEC 60898-1 7.5 kA 75 % x Icu at 400 V AC 50 Hz conforming to EN/IEC 60947-2
Limitation class	3 conforming to EN/IEC 60898-1
[Ui] rated insulation voltage	440 V AC 50 Hz conforming to EN/IEC 60947-2
[Uimp] rated impulse withstand voltage	4 kV conforming to EN/IEC 60947-2
Contact position indicator	Yes
Control type	Toggle
Local signalling	ON/OFF indication
Mounting mode	Clip-on
Mounting support	DIN rail
9 mm pitches	8
Height	85 mm
Width	72 mm
Depth	74 mm
Net weight	345 g
Colour	White
Mechanical durability	20000 cycles
Electrical durability	10000 cycles
Locking options description	Padlocking device
Top connection	Screw
Bottom connection	Screw






The information provided in this documentation contains general descriptions and/or technical characteristics of the performance of the products contained herein. This documentation is not intended as a substitute for and is not to be used for determining suitability or reliability of these products for specific user applications. It is the duty of any such user or integrator to perform the appropriate and complete risk analysis, evaluation and testing of the products with respect to the relevant specific application or use thereof. Neither Schneider Electric Industries SAS nor any of its affiliates or subsidiaries shall be responsible or liable for misuse of the information contained herein.

Connections - terminals	Tunnel type terminals top or bottom1...25 mm <sup>2</sup> flexible Tunnel type terminals top or bottom1...35 mm <sup>2</sup> rigid
Wire stripping length	14 mm for top or bottom connection
Tightening torque	3.5 N.m top or bottom
Earth-leakage protection	Separate block

## Environment

Standards	EN/IEC 60898-1 EN/IEC 60947-2
Product certifications	CE BV RINA DNV
IP degree of protection	IP20 conforming to IEC 60529 IP40 (modular enclosure) conforming to IEC 60529
Pollution degree	3 conforming to EN/IEC 60947-2
Relative humidity	95 % at 55 °C
Operating altitude	2000 m
Ambient air temperature for operation	-25...70 °C
Ambient air temperature for storage	-40...85 °C

## Offer Sustainability

Sustainable offer status	Green Premium product
REACH Regulation	 <a href="#">REACH Declaration</a>
EU RoHS Directive	Compliant  <a href="#">EU RoHS Declaration</a>
Mercury free	Yes
RoHS exemption information	 <a href="#">Yes</a>
China RoHS Regulation	 <a href="#">China RoHS Declaration</a>
Environmental Disclosure	 <a href="#">Product Environmental Profile</a>
Circularity Profile	No need of specific recycling operations
WEEE	The product must be disposed on European Union markets following specific waste collection and never end up in rubbish bins

## Contractual warranty

Warranty	18 mois
----------	---------