



Connectors > RF Connectors > Coax Connectors



RF Interface: **N Type**

RF Connector Style: **Plug**

RF Connector Mated Outer Diameter (Approximate): **19.05 mm [.75 in]**

Impedance: **50 Ω**

Compatible With RF Cable Type: **Raychem 5012A3422, Raychem 5012F3332, Raychem 5012F3832, Raychem 5012M3612, RG 214, RG 9B, URM 91**

Features

Product Type Features

Connector Seal & Plug Type	Gasket
RF Interface	N Type
RF Connector Style	Plug
Compatible With RF Cable Type	Raychem 5012A3422, Raychem 5012F3332, Raychem 5012F3832, Raychem 5012M3612, RG 214, RG 9B, URM 91
Connector System	Cable-to-Cable
Sealable	Yes
Connector & Contact Terminates To	Wire & Cable

Configuration Features

Number of Positions	1
Number of Coaxial Contacts	1

Electrical Characteristics

Impedance	50 Ω
-----------	------

Body Features

--	--



Cable Connector Orientation	Straight
Body Material	Brass
Body Plating Material	Silver

Contact Features

RF Connector Contact Configuration	Captivated Contacts
RF Connector Center Contact Plating Material	Silver (Ag)
RF Connector Center Contact Material	Brass

Termination Features

Termination Method to Wire & Cable	Solder & Clamp
------------------------------------	----------------

Mechanical Attachment

RF Connector Coupling Mechanism	Threaded
RF Contact Captivation Method	Mechanical
Detent	Without

Dimensions

RF Connector Mated Outer Diameter (Approximate)	19.05 mm[.75 in]
---	------------------

Operation/Application

Operating Frequency	11 GHz
---------------------	--------

Packaging Features

Packaging Quantity	50
Packaging Method	Loose Piece

Other

Coupling Nut Base Material	Brass
Gasket Material	Silicone Rubber
Grade	Commercial
Dielectric Material	PTFE

Product Compliance

For compliance documentation, visit the product page on TE.com>

EU RoHS Directive 2011/65/EU	Compliant with Exemptions
EU ELV Directive 2000/53/EC	Compliant with Exemptions
China RoHS 2 Directive MIIT Order No 32, 2016	Restricted Materials Above Threshold
EU REACH Regulation (EC) No. 1907/2006	



Current ECHA Candidate List: JAN 2025
(247)
Candidate List Declared Against: JAN 2021
(211)
SVHC > Threshold:
Pb (4% in Component Part)

Article Safe Usage Statements:
Do not eat, drink or smoke when using this product. Wash thoroughly after handling. Recycle if possible and dispose of the article by following all applicable governmental regulations relevant to your geographic location.

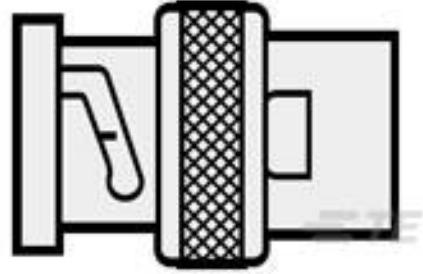
Halogen Content	Low Halogen - Br, Cl, F, I < 900 ppm per homogenous material. Also BFR/CFR/PVC Free
-----------------	---

Solder Process Capability	Wave solder capable to 265°C
---------------------------	------------------------------


Product Compliance Disclaimer

This information is provided based on reasonable inquiry of our suppliers and represents our current actual knowledge based on the information they provided. This information is subject to change. The part numbers that TE has identified as EU RoHS compliant have a maximum concentration of 0.1% by weight in homogenous materials for lead, hexavalent chromium, mercury, PBB, PBDE, DBP, BBP, DEHP, DIBP, and 0.01% for cadmium, or qualify for an exemption to these limits as defined in the Annexes of Directive 2011/65/EU (RoHS2). Finished electrical and electronic equipment products will be CE marked as required by Directive 2011/65/EU. Components may not be CE marked. Additionally, the part numbers that TE has identified as EU ELV compliant have a maximum concentration of 0.1% by weight in homogenous materials for lead, hexavalent chromium, and mercury, and 0.01% for cadmium, or qualify for an exemption to these limits as defined in the Annexes of Directive 2000/53/EC (ELV). Regarding the REACH Regulation, the information TE provides on SVHC in articles for this part number is based on the latest European Chemicals Agency (ECHA) ‘Guidance on requirements for substances in articles’ posted at this URL: <https://echa.europa.eu/guidance-documents/guidance-on-reach>

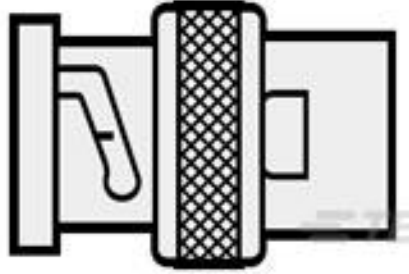
Customers Also Bought




TE Part #900469-000
RBD-50-M-00



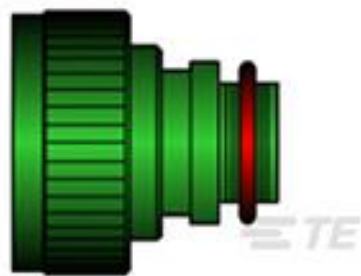
TE Part #980286-000
242W042-25-0



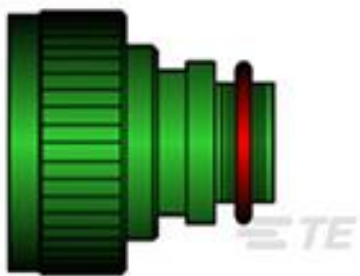
TE Part #918455-000
RBD-75-S-00



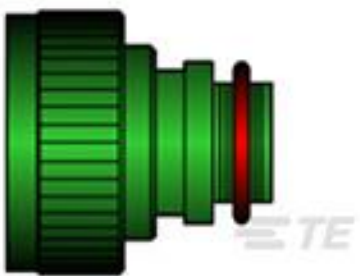
TE Part #165805-000
D-602-0144




TE Part #293973-000
TXR40AB00-1612AI



TE Part #658819-000
TXR40AB00-1006AI



TE Part #554173-000
TXR40AB00-1406AI



TE Part #806677-000
214A032-25-0



Documents

Product Drawings

N Str Plg PS 50Ohm Silver Pltd RG9B/U, 2

English

CAD Files

3D PDF

3D

Customer View Model

ENG_CVM_CVM_1-1478421-0_C.2d_dxf.zip

English

Customer View Model

ENG_CVM_CVM_1-1478421-0_C.3d_igs.zip

English

Customer View Model

ENG_CVM_CVM_1-1478421-0_C.3d_stp.zip

English

By downloading the CAD file I accept and agree to the [Terms and Conditions](#) of use.

Instruction Sheets

GREENPAR RF CONNECTOR CABLE ASSEMBLY INSTRUCTION SHEET

English

Instruction Sheet (non U.S.)

English