



Relays & Contactors > Electromechanical Relays > Signal Relays: SMT, PCB Mount, 2 Amp



Relay & Contactor Type: RF Relay

Current Type: DC

Coil Magnetic System: Bistable, 2 Coils

Contact Arrangement: 1 Form C SPDT-CO

Contact Current Rating: 2 A

[All Signal Relays: SMT, PCB Mount, 2 Amp \(27\)](#)

Features

Product Type Features

Relay & Contactor Type	RF Relay
------------------------	----------

Configuration Features

Contact Special Features	Gull Wing
Relay Options	Power Switching, RF Rated
Contact Number of Poles	1
Contact Arrangement	1 Form C SPDT-CO

Electrical Characteristics

Contact Limiting Short-Time Current	2 A
Contact Limiting Making Current	2 A
Contact Limiting Continuous Current	2 A
Contact Limiting Breaking Current	2 A
Insulation Initial Dielectric Between Open Contacts	600 Vrms
Contact Switching Voltage (Max)	250 VAC



Voltage Standing Wave Ration (HF Parameter)	1.07db @ 100MHz, 1.45db @ 900MHz
Coil Resistance	574 Ω
Insulation Initial Resistance	1000000 MΩ
Contact Current Rating	2 A
Coil Voltage Rating	9 VAC
Contact Voltage Rating	220 VDC
Coil Power Rating DC	.14 W
Insulation Initial Dielectric Between Contacts & Coil	1000 Vrms

Signal Characteristics

Isolation (HF Parameter)	-45dB @ 3GHz, -72dB @ 900MHz, -80dB @ 100MHz
Insertion Loss (HF Parameter)	-.03dB @ 100MHz, -.12dB @ 900MHz, -.35dB @ 3GHz

Body Features

	2.5 oz
Enclosure Type	Flux Resistant Automatic Solder Capable & Washable

Contact Features

Contact Plating Material	Gold
Contact Material	Nickel

Termination Features

Main Termination & Connection Type	PCB SMT
Coil Termination & Connection Type	PCB SMT

Mechanical Attachment

Product Mount Type	Board Mount
--------------------	-------------

Dimensions

Product Width	7.2 mm[.283 in]
Product Length	14.6 mm[.574 in]
Product Height	9.1 mm[.358 in]

Usage Conditions

Environmental Category of Protection	RTIII
Environmental Ambient Temperature (Max)	85 °C[85 °F]

Operation/Application



Current Type	DC
Coil Magnetic System	Bistable, 2 Coils

Packaging Features

Packaging Method	Box & Carton, Reel
------------------	--------------------

Other

Coil Power Rating Class	.05 – .3 W
Contact Current Class	0 – 2 A
Environmental Ambient Temperature Class	70 – 85 °C
Height Class (Mechanical)	9 – 10 mm
Length Class (Mechanical)	14 – 16 mm
Width Class (Mechanical)	6 – 8 mm

Product Compliance

For compliance documentation, visit the product page on TE.com>

EU RoHS Directive 2011/65/EU	Compliant
EU ELV Directive 2000/53/EC	Compliant
China RoHS 2 Directive MIIT Order No 32, 2016	No Restricted Materials Above Threshold
EU REACH Regulation (EC) No. 1907/2006	Current ECHA Candidate List: JAN 2025 (247) Candidate List Declared Against: JUNE 2024 (241) Does not contain REACH SVHC
Halogen Content	Low Halogen - Br, Cl, F, I < 900 ppm per homogenous material. Also BFR/CFR/PVC Free
Solder Process Capability	Reflow solder capable to 245°C

Product Compliance Disclaimer

This information is provided based on reasonable inquiry of our suppliers and represents our current actual knowledge based on the information they provided. This information is subject to change. The part numbers that TE has identified as EU RoHS compliant have a maximum concentration of 0.1% by weight in homogenous materials for lead, hexavalent chromium, mercury, PBB, PBDE, DBP, BBP, DEHP, DIBP, and 0.01% for cadmium, or qualify for an exemption to these limits as defined in the Annexes of Directive 2011/65/EU (RoHS2). Finished electrical and electronic equipment products will be CE marked as required by Directive 2011/65/EU. Components may not be CE marked. Additionally, the part numbers that TE has identified as EU ELV compliant have a maximum concentration of 0.1% by weight in homogenous materials for lead, hexavalent chromium, and mercury, and 0.01% for cadmium, or qualify for an exemption to these limits as defined in the Annexes of Directive 2000/53/EC (ELV). Regarding the REACH Regulation, the information TE provides on SVHC in articles for this part number is based on the latest European Chemicals Agency (ECHA) ‘Guidance on requirements for substances in articles’ posted at this URL: <https://echa.europa.eu/guidance-documents/guidance-on-reach>



Compatible Parts



TE Part # 4-1462051-1  
HF3 95S = 50OHM 140MW 9V BIST  
2COIL

Also in the Series | Axicom HF3



DC Relays(36)



Electromechanical Relays(36)




PCB Relays(36)

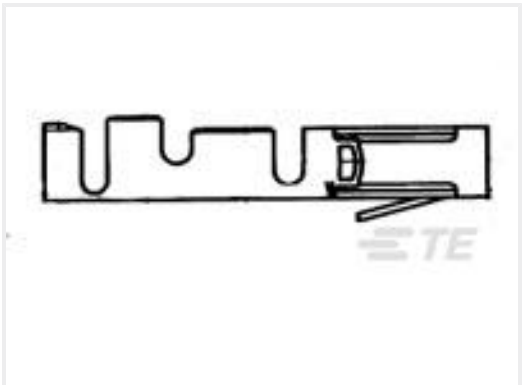


RF Relays(36)


Customers Also Bought




TE Part #8-188275-0  
MICRO-MATCH SMD FTE




TE Part #181270-2  
MOD II CONTACT L.P.



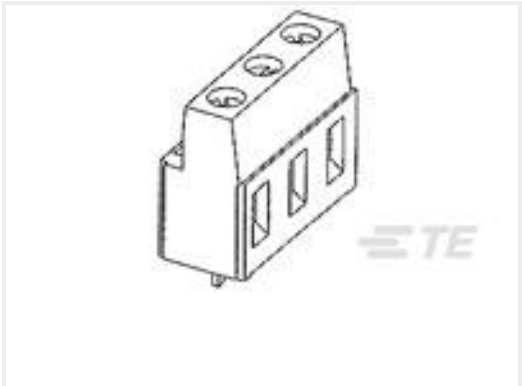
TE Part #1462042-8  
IMC03GR=IM RELAY 140mW 5V 1CO




TE Part #2274000-1  
ZSFP+ 1X1 CAGE ASSEMBLY  
PRESSFIT WITH LP




TE Part #2813813003  
44/7031-20-0




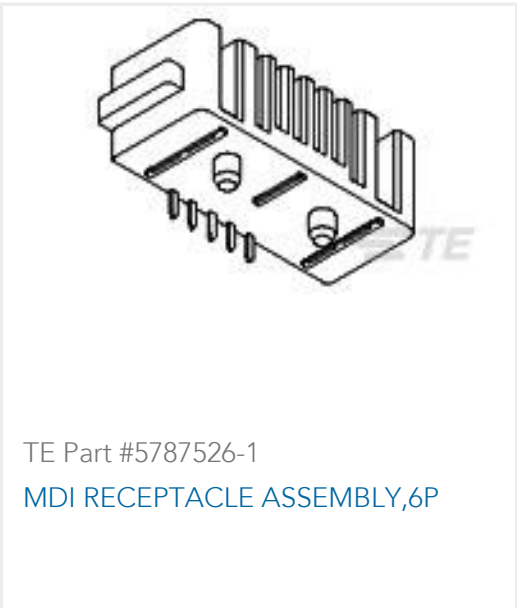
TE Part #282844-2  
TERMI-BLOK PCB MOUNT 90 2P.



TE Part #2-2013289-1  
EMBOSS TAPE DDR3 204P 5.2H STD



TE Part #2800313002  
44/7031-20-2



Documents

CAD Files

Customer View Model

ENG\_CVM\_1462051-2\_A5.3d\_igs.zip

English

Customer View Model

ENG\_CVM\_1462051-2\_A5.3d\_stp.zip

English

Customer View Model

ENG\_CVM\_1462051-2\_A5.2d\_dxf.zip

English

3D PDF

English

By downloading the CAD file I accept and agree to the [Terms and Conditions](#) of use.

Datasheets & Catalog Pages

Axicom Signal and High Frequency Relays (RF Switches) APPLICATION NOTE #2

English

HF3 Relay Datasheet

English

Product Specifications

Definitions General Purpose Relays

English