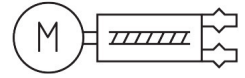




Parallel gripper HEPP-28-30-PN

Part number: 8117631

FESTO



 [General operating condition](#)

Data sheet

Feature	Value
Size	28
Total stroke	30 mm
Stroke per gripper jaws	15 mm
Max. gripper jaw backlash Sz	0.35 mm
Repetition accuracy, gripper	0.04 mm
Number of gripper jaws	2
Drive system	Electrical
Mounting position	optional
Controller operating mode	Interpolated mode via fieldbus
Gripper function	Parallel
Design	Toothed belt Electric gripper With ball screw
Guide	Roller bearing guide
Position detection	Motor encoder
Configuration support	GSDML file
Symbol	00992258
Variants	Metals with copper, zinc or nickel by mass as main constituent are excluded from use. Exceptions are nickel in steel, chemically nickel-plated surfaces, printed circuit boards, cables, electrical plug connectors and coils.
Rotor position sensor	Absolute single-turn encoder
Rotor position sensor, encoder measuring principle	Magnetic
Ready status indication	LED
Positioning speed per gripper finger	≤40 mm/s
Positioning acceleration per gripper finger	≤1 m/s ²
Gripping speed per gripper finger	3 mm/s
Number of MAC addresses	4
Max. current consumption	3000 mA
Max. current consumption, load	2 A
Max. current consumption, logic	1 A
Nominal operating voltage DC	24 V
Nominal voltage for logic power supply DC	24 V
Nominal voltage load voltage DC	24 V
Nominal motor current	0.9 A
Permissible range for load power supply	± 10 %
Permissible range for logic voltage	± 10 %

Feature	Value
KC mark	KC-EMV
CE mark (see declaration of conformity)	To EU EMC Directive In accordance with EU RoHS Directive
UKCA marking (see declaration of conformity)	To UK instructions for EMC To UK RoHS instructions
Shock resistance	Shock test with severity level 2 to FN 942017-5 and EN 60068-2-27
Corrosion resistance class CRC	0 - No corrosion stress
LABS (PWIS) conformity	VDMA24364 zone III
Suitability for the production of Li-ion batteries	Suitable for battery production according to the Festo internal definition of the degree of severity F1A with restrictions regarding the use of Cu/Zn/Ni
Cleanroom class	Class 6 according to ISO 14644-1
Vibration resistance	Transport application test with severity level 2 to FN 942017-4 and EN 60068-2-6
Relative air humidity	0 - 95% Non-condensing
Sound pressure level	60 dB(A)
Degree of protection	IP40
Ambient temperature	0 °C ... 50 °C
Total gripping force	320 N
Gripping force per gripper jaw	160 N
Mass moment of inertia	30 kgcm ²
Max. force on gripper jaw Fz static	680 N
Max. torque at gripper Mx static	6.5 Nm
Max. torque at gripper My static	14.5 Nm
Max. torque at gripper Mz static	6.5 Nm
Rated load	1 kg
Nominal torque	0.115 Nm
Lubrication interval for guide components	1 MioCyc
Product weight	1400 g
Communication profile	PROFIdrive
Field bus, connection type	Socket
Field bus, connection system	M12x1, D-coded to EN 61076-2-101
Field bus, connection pattern	4
Field bus, protocol	PROFINET IRT PROFINET RT
Electrical connection	2x M12
Fieldbus link	PROFINET
Type of mounting	Via female thread and centring sleeve
Note on materials	RoHS-compliant
Material housing	Anodised aluminium
Material gripper jaws	Steel