

644959-1 ✓ ACTIVE



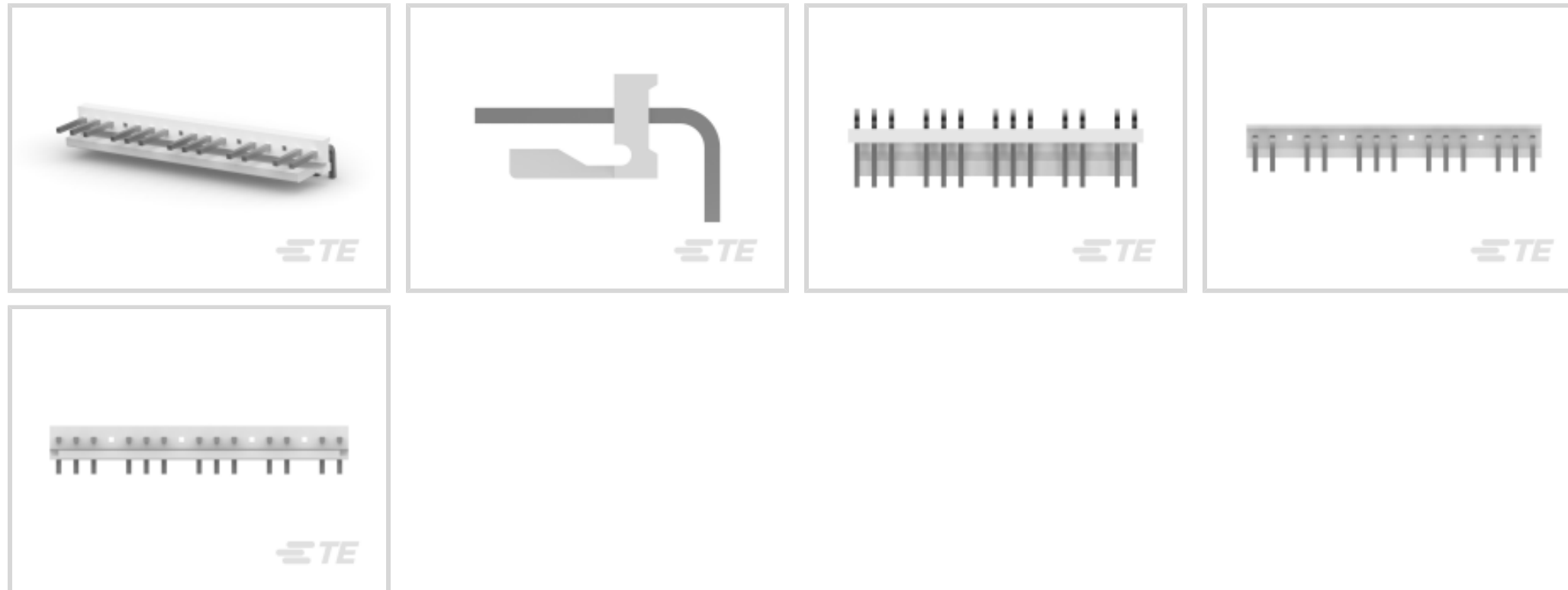
MTA 156

TE Internal #: 644959-1

PCB Mount Header, Right Angle, Wire-to-Board, 17 Position, 3.96 mm [.156 in] Centerline, Partially Shrouded, Tin (Sn), Through Hole - Solder, MTA 156

[View on TE.com >](#)

Connectors > PCB Connectors > PCB Headers & Receptacles



PCB Connector Type: **PCB Mount Header**

PCB Mount Orientation: **Right Angle**

Connector System: **Wire-to-Board**

Number of Positions: **17**

Centerline (Pitch): **3.96 mm [.156 in]**

Features

Product Type Features

Mixed & Hybrid Header	No
Connector Shape	Rectangular
PCB Connector Type	PCB Mount Header
Connector System	Wire-to-Board
Header Type	Partially Shrouded
Sealable	No
Connector & Contact Terminates To	Printed Circuit Board
Connector Product Type	Connector Assembly

Configuration Features

Connector Contact Load Condition	Selectively Loaded
Number of Columns	17
Number of Loaded Positions	13
PCB Mount Orientation	Right Angle
Number of Positions	17



Number of Rows	1
----------------	---

Number of Power Positions	13
---------------------------	----

Electrical Characteristics

Operating Voltage	600 VAC
-------------------	---------

Body Features

Primary Product Color	Natural
-----------------------	---------

Contact Features

Contact Underplating Material	Nickel
-------------------------------	--------

Contact Underplating Material Thickness	1.27 μm [50 μin]
---	---

Contact Size	1.14mm
--------------	--------

Mating Square Post Dimension	1.14 mm[.045 in]
------------------------------	------------------

Contact Base Material	Copper Alloy
-----------------------	--------------

PCB Contact Termination Area Plating Material Thickness	2.54 μm [100 μin]
---	--

Contact Shape & Form	Square
----------------------	--------

Contact Layout	Inline
----------------	--------

Contact Mating Area Length	10.16 mm[.4 in]
----------------------------	-----------------

Contact Mating Area Plating Material	Tin (Sn)
--------------------------------------	----------

Contact Mating Area Plating Material Thickness	2.54 μm [100 μin]
--	--

Contact Type	Tab
--------------	-----

Contact Current Rating (Max)	14.24 A
------------------------------	---------

PCB Contact Termination Area Plating Material	Tin
---	-----

Termination Features

Square Termination Post & Tail Dimension	1.14 mm[.045 in]
--	------------------

Termination Post & Tail Length	3.18 mm[.125 in]
--------------------------------	------------------

Termination Method to PCB	Through Hole - Solder
---------------------------	-----------------------

Mechanical Attachment

Panel Mount Feature	Without
---------------------	---------

Mating Retention Type	Friction Lock
-----------------------	---------------

PCB Mount Alignment	Without
---------------------	---------

Mating Retention	With
------------------	------

PCB Mount Retention	Without
---------------------	---------

Connector Mounting Type	Board Mount
-------------------------	-------------



Mating Alignment	Without
------------------	---------

Housing Features

Mating Entry Location	Side
Right Angle Bending Side	Rear
Centerline (Pitch)	3.96 mm [.156 in]
Housing Material	Thermoplastic Polyester GF

Dimensions

Connector Width	10.79 mm [.425 in]
Connector Height	7.62 mm [.3 in]
Connector Length	67.36 mm [2.652 in]
PCB Thickness (Recommended)	1.57 mm [.062 in]

Usage Conditions

Operating Temperature (Max)	105 °C [221 °F]
Operating Temperature Range	-55 – 105 °C [-67 – 221 °F]

Operation/Application

Circuit Application	Power
---------------------	-------

Industry Standards

Compatible With Agency/Standards Products	CSA, UL
UL Rating	Recognized
Compatible With Approved Standards Products	UL E28476
Glow Wire Rating	Standard Part - Not Glow Wire
UL Flammability Rating	UL 94V-0

Packaging Features

Packaging Quantity	250
Packaging Method	Package

Other

Position Locations Omitted	4, 8, 12, 15
Number of Blocked Positions	4

Product Compliance

For compliance documentation, visit the product page on [TE.com](https://www.te.com)>

EU RoHS Directive 2011/65/EU	Compliant
------------------------------	-----------

EU ELV Directive 2000/53/EC

Compliant

China RoHS 2 Directive MIIT Order No 32, 2016

No Restricted Materials Above Threshold

EU REACH Regulation (EC) No. 1907/2006

Current ECHA Candidate List: JUNE 2025
(250)Candidate List Declared Against: JUNE
2025 (250)

Does not contain REACH SVHC

Halogen Content

Not Low Halogen - contains Br or Cl > 900
ppm.

Solder Process Capability

Wave solder capable to 265°C

Product Compliance Disclaimer

This information is provided based on reasonable inquiry of our suppliers and represents our current actual knowledge based on the information they provided. This information is subject to change. The part numbers that TE has identified as EU RoHS compliant have a maximum concentration of 0.1% by weight in homogenous materials for lead, hexavalent chromium, mercury, PBB, PBDE, DBP, BBP, DEHP, DIBP, and 0.01% for cadmium, or qualify for an exemption to these limits as defined in the Annexes of Directive 2011/65/EU (RoHS2). Finished electrical and electronic equipment products will be CE marked as required by Directive 2011/65/EU. Components may not be CE marked. Additionally, the part numbers that TE has identified as EU ELV compliant have a maximum concentration of 0.1% by weight in homogenous materials for lead, hexavalent chromium, and mercury, and 0.01% for cadmium, or qualify for an exemption to these limits as defined in the Annexes of Directive 2000/53/EC (ELV). Regarding the REACH Regulation, the information TE provides on SVHC in articles for this part number is based on the latest European Chemicals Agency (ECHA) 'Guidance on requirements for substances in articles' posted at this URL: <https://echa.europa.eu/guidance-documents/guidance-on-reach>

Compatible Parts





TE Part # 1-640551-7
17P MTA156 COVER



TE Part # 1-640445-7
17P MTA156 HDR ASSY FL/STR SN



TE Part # 644752-5
05P MTA156 HDR ASSY SQ STR F/L



TE Part # 644873-2
17P MTA156 HDR ASSY W/O#11



TE Part # 1-644752-7
17P MTA156 HDR ASSY SQ STR F/L

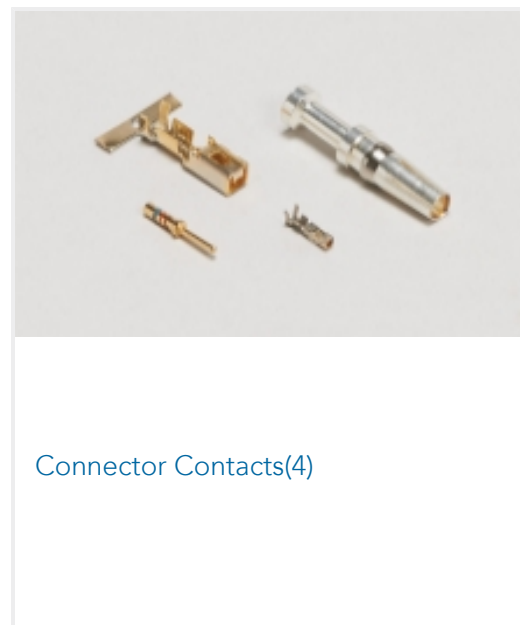


TE Part # 1-643067-7
17P MTA156 MOLDED COVER

Also in the Series | **MTA 156**



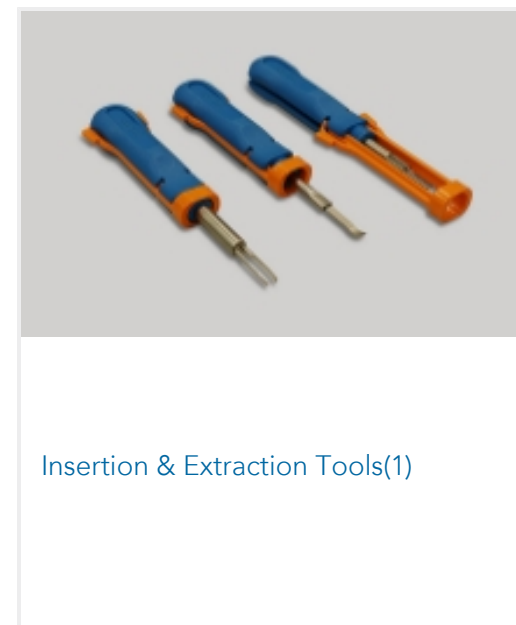
Connector Caps & Covers(89)



Connector Contacts(4)



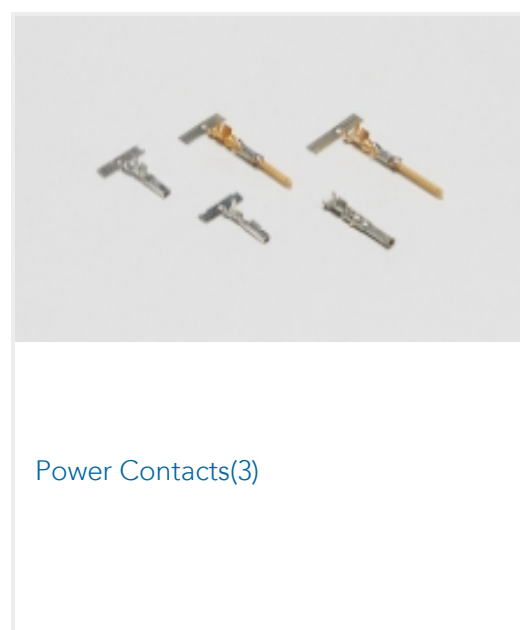
Connector Hardware(2)



Insertion & Extraction Tools(1)



PCB Headers & Receptacles(677)



Power Contacts(3)



Rectangular Power Connectors(1178)



Wire-to-Board Headers & Receptacles (677)

Customers Also Bought



TE Part #1-350944-0
04P UMNL HDR ASSY R/A 94VO



TE Part #640445-4
04P MTA156 HDR ASSY FL/STR SN



TE Part #644957-1
11P MTA156 HDR ASSY RA W/O#4&8



TE Part #644958-1
15P MTA156 HDR ASSY,R/A,OMIT



Documents

Product Drawings

[17P MTA156 R/A ASY WO4,8,12,15](#)

English

CAD Files

Customer View Model

[ENG_CVM_CVM_644959-1_C.2d_dxf.zip](#)

English

[3D PDF](#)

3D

Customer View Model

[ENG_CVM_CVM_644959-1_C.3d_igs.zip](#)

English

Customer View Model

[ENG_CVM_CVM_644959-1_C.3d_stp.zip](#)

English

By downloading the CAD file I accept and agree to the [Terms and Conditions](#) of use.

Product Specifications

[Application Specification](#)

English

Agency Approvals

[Agency Approval Document](#)

English