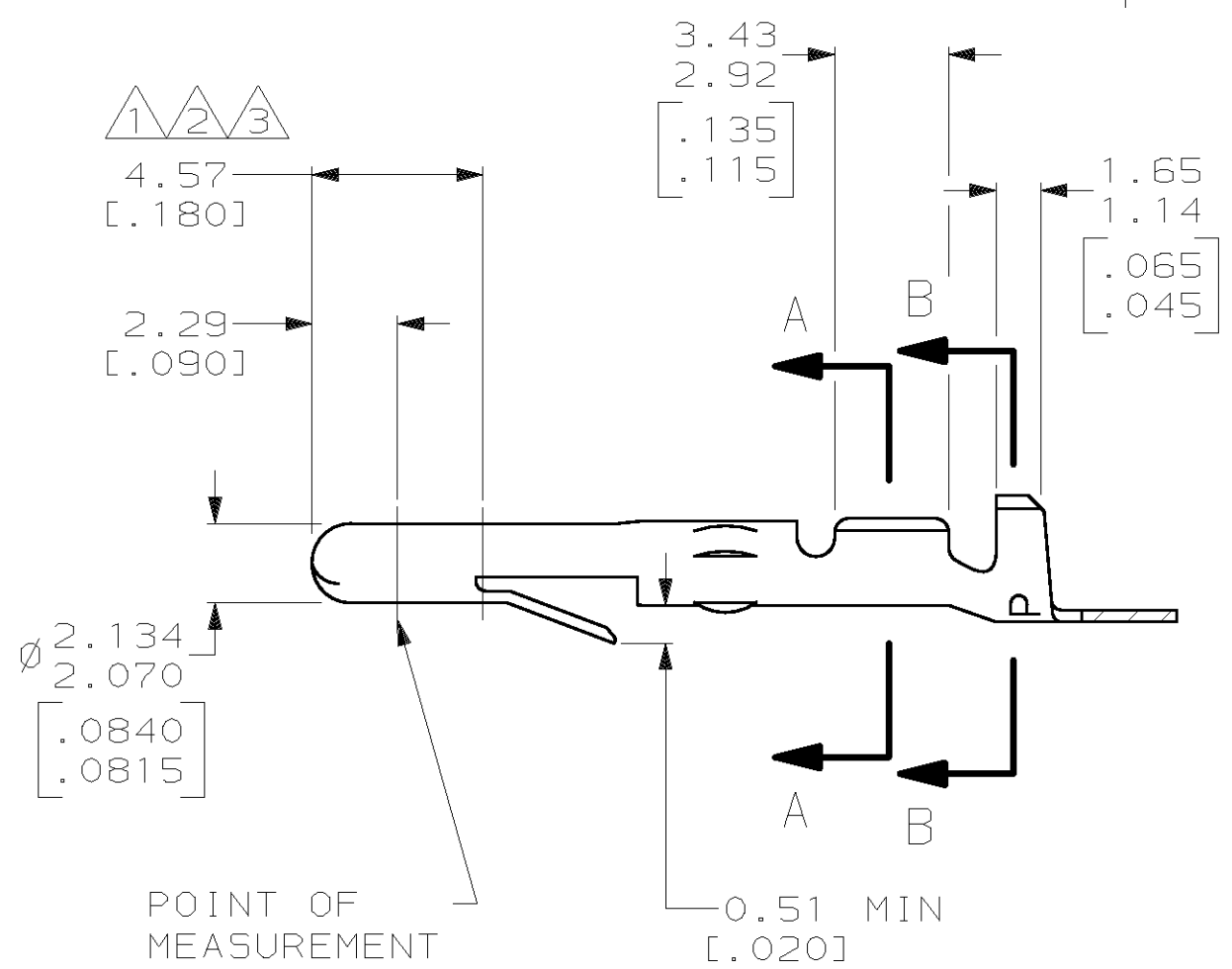
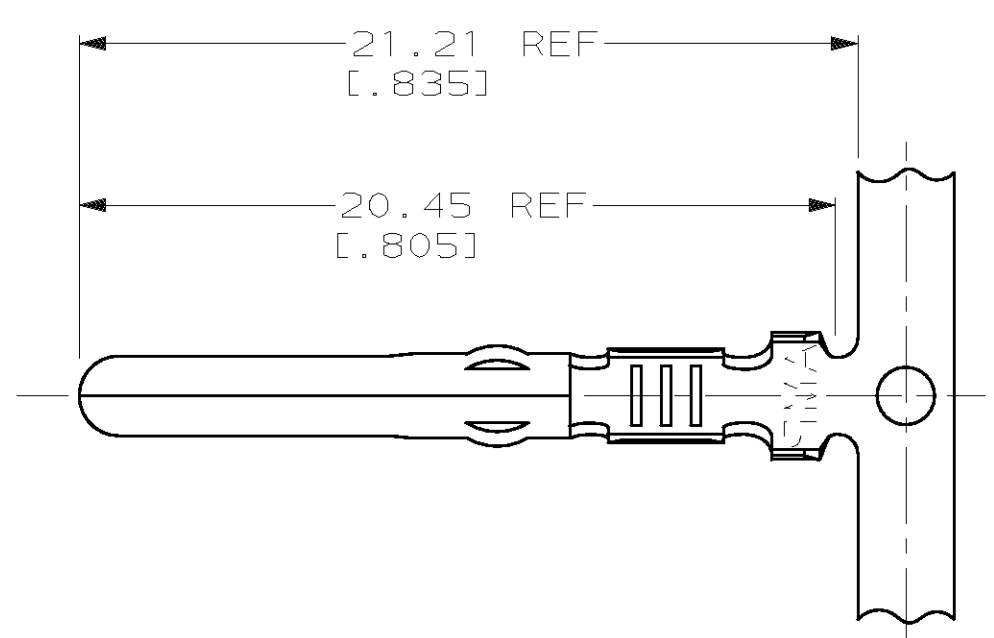
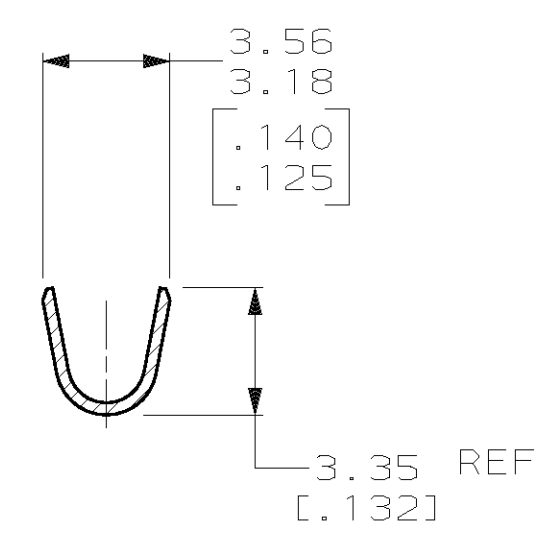
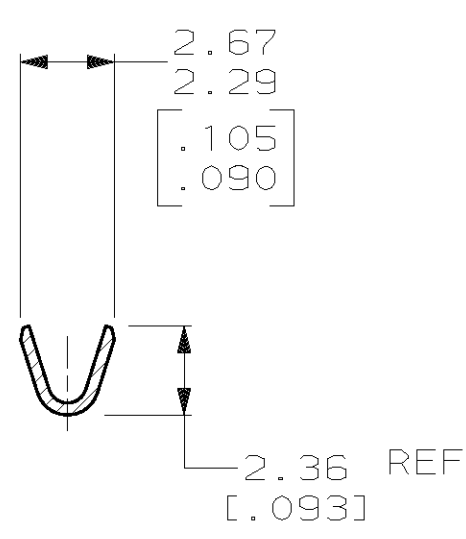


LOC		DIST		REVISIONS				DATE	APPD
CM	53	P	F	ZONE	LTR	DESCRIPTION			
						AG OBS -10 PER EC 0730-0127-96	6-19-97	JH RS	



- ① PLATE OVERALL WITH 0.00127 [.000050] MIN NICKEL, THEN TIP PLATE WITH 0.00076 [.000030] MIN GOLD IN THE MATING AREA.
- ② PLATE OVERALL WITH 0.00127 [.000050] MIN NICKEL, THEN PLATE IN THE MATING AREA AND STRIPE THE INSIDE OF THE WIRE BARREL WITH 0.00076 [.000030] MIN GOLD.
- ③ PLATE OVERALL WITH 0.00127 [.000050] MIN NICKEL, THEN FLASH ENTIRE TERMINAL WITH GOLD, THEN TIP PLATE WITH 0.00076 [.000030] MIN GOLD IN THE MATING AREA.
- 4. WIRE RANGE: 0.2 - 0.9 mm² [24 - 18 AWG] .
- 5. INSULATION RANGE: 2.54 [.100] MAX DIA.
- 6. APPLICATOR TYPE: MINI.
- 7. DIMENSIONS IN BRACKETS ARE IN INCHES.



FINISH	MATERIAL	PART NO
①	0.30 [.012] BRASS	61116-7
①	0.30 [.012] PH BRZ	61116-6
②	0.30 [.012] BRASS	61116-5
PRE-TIN	0.30 [.012] PH BRZ	61116-4
-	0.30 [.012] PH BRZ	61116-3
-	0.30 [.012] BRASS	61116-2
PRE-TIN	0.30 [.012] BRASS	61116-1

DO NOT SCALE PRINT. UNLESS SPECIFIED DIMENSIONS IN mm [INCHES] TOLERANCES ON : 2 PLC DEC ±0.13 [.005] 3 PLC DEC ± - ANGLES ± -	DR 2-18-93 T.BECK	AMP Incorporated Harrisburg, PA 17105-3608		
	CHK 2-18-93 R. SWING			NAME
SEE TABLE	APPD 2-24-93 C. MARTIN	PIN, MATE-N-LOK™		
FINISH	APPD 2-24-93 C. MARTIN			
SEE TABLE	PRODUCT SPEC	SIZE	CAGE CODE	DRAWING NO
	APPLICATION SPEC	③	00779	③-61116
	WEIGHT	SCALE	5:1	SHEET 1 OF 1

METRIC

THIS DRAWING IS A CONTROLLED DOCUMENT FOR AMP INCORPORATED. IT IS SUBJECT TO CHANGE AND THE CONTROLLING ENGINEERING ORGANIZATION SHOULD BE CONTACTED FOR THE LATEST REVISION.