

# HI-VIS TROUSER

## TR270

### PRODUCT DESCRIPTION

Our Hi-Vis Trousers deliver durable protection with VXS+ woven yarn dyed fabric for improved colour fastness and colour durability. With a secure waistband, reinforced kneepad pockets, and pre-bent knees, it's built for comfort and flexibility in demanding environments.

Certified to APC 1 with an 8 cal/cm<sup>2</sup> ELIM rating, the TR270 integrates SafetyIcon™ technology, keeping you informed about your protection level. Triple-stitched seams and reinforced hems ensure it stands up to the toughest tasks, wear after wear.

### PRODUCT DETAILS

**FITS:** Male & Female

**MALE SIZES:** 30"-52" Short | Regular | Tall (TR270M)

**FEMALE SIZES:** 8-18 Regular (TR270F)







**COLOUR:** HV Yellow



### BOX TEST ARC RATING



### EN STANDARDS

 EN ISO 11612: 2015 A1, A2, B1 C1, F1	 EN 1149-5: 2018 Pt. 5:2018 Pt. 3:2004 Charge Decay	 EN ISO 11611: 2015 Class 1, A1, A2	 EN 61482-2: 2020 APC 1 ELIM = 8cal/cm <sup>2</sup>	 EN ISO 20471: 2013 + A1:2016 Class 2	 EN 13758-2:2003 + A1:2006 UPF 40+
--	---	---	--	---	--

# HI-VIS TROUSER

## TR270

### FEATURES & BENEFITS

- ✓ Waistband with concealed swivel front fastening
- ✓ Shaped raised back waistband for comfort when bending
- ✓ Large back belt loop to stop the belt rising
- ✓ 5 Self fabric belt loops
- ✓ Slanted hip pockets
- ✓ Spacious bellow pockets with concealed Velcro® flap closure
- ✓ Bellowed back pocket with contrast bar tacks
- ✓ Concealed Velcro® closure at pocket flap with Hex tab for increase grip and visibility
- ✓ All pockets Velcro® re-inforced for durability
- ✓ FR spiral zip for increased strength
- ✓ Gusset for ease of movement
- ✓ Internal knee pad pockets
- ✓ EN Heat seal icons to leg pocket
- ✓ Triple needle stitching to main seams
- ✓ SafetyICON with ELIM rating
- ✓ 70mm HEX FR reflective heat seal tape circling the lower leg

### FABRIC SPECIFICATION:

- ✓ Weight: 260gms
- ✓ Weave Type: VXS+ Woven Yarn Dyed  
Fabric with FC Finish

### PRODUCT CARE:

- ✓ Maximum washing temp 60°C
- ✓ Drying temperature: up to 60°C
- ✓ Ironing: Low temperature
- ✓ Dry clean permittable
- ✓ Do not use bleach



Concealed swivel front fastening



Spacious bellow pockets



Triple needle stitching to main seams



# HI-VIS TROUSER

## WEARER FIT GUIDE - FEMALE

### BODY MEASUREMENTS

SIZE	WAIST (cm / Inches)		HIP (cm / Inches)	
6	65-70cm	26-28"	88-93cm	35-36"
8	70-75cm	28-30"	93-98cm	37-39"
10	75-80cm	30-32"	98-103cm	39-41"
12	80-85cm	32-33"	103-108cm	41-43"
14	85-90cm	33-35"	108-113cm	43-45"
16	90-95cm	35-37"	113-118cm	45-47"
18	95-100cm	37-39"	118-123cm	47-49"
20	100-105cm	39-41"	123-128cm	49-51"
22	105-110cm	41-43"	128-133cm	51-53"
24	110-115cm	43-45"	133-138cm	53-55"
26	115-120cm	45-47"	138-143cm	55-57"

### WEARER HEIGHT

SIZE	HEIGHT (cm / Inches)	
Short	156-164cm	5'1"-5'4"
Regular	164-172cm	5'4"-5'7"
Tall	172-180cm	5'7"-5'9"

### WEARER INSIDE LEG

SIZE	INSIDE LEG (cm / Inches)	
Short	74cm	29"
Regular	81cm	32"
Tall	86cm	34"

### MEASURING GUIDE

Measurements must be taken wearing clothing usually worn underneath waterproof outerwear. The tape measure should be fairly loose and not pulled too tight.

- ✓ **BUST** - measure under the arms at the fullest part around the bust horizontally with arms by your side
- ✓ **WAIST** - measure around the natural waistline at the fullest part
- ✓ **HIP** - with the feet together measure around fullest part of the hips
- ✓ **HEIGHT** - with bare feet together measure from the top of the head to the floor
- ✓ **INSIDE LEG** - in bare feet take the measurement from the top of the inside leg and measure down the inside leg to the floor

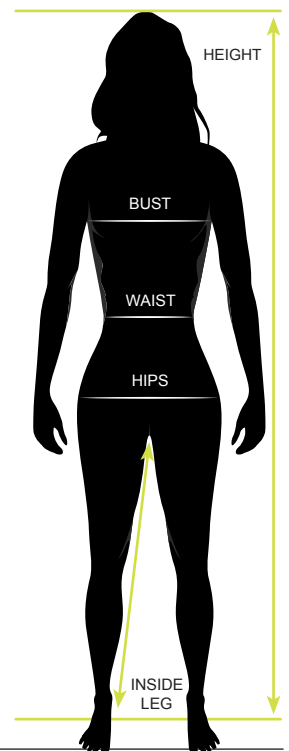
Once measurements are taken compare them to the fit guide measurement tables to find your Jacket and Trousler size.

When fitting the Trousler if the waist and seat measurements fall into different size categories then choose the larger size to ensure the trouser is not too close fitting.

If the height and inside leg measurements fall into different length categories then choose the jacket length based on the height measurement and the trouser length based on the inside leg measurement.

*\*These styles are historically perceived as FEMALE but can be worn by any person who's body measurements fit into the above tables.*

*\*\*Please note when using the measurement tables that all manufacturing tolerances and standard garment over-measures have been taken into account. This ensures any slight variances in manufacture or fabric shrinkage after washing will not affect the fit of the garments.*



# HI-VIS TROUSER

## WEARER FIT GUIDE - MALE

### BODY MEASUREMENTS

SIZE	WAIST (cm / Inches)	
26	70-75cm	28-30"
28	75-80cm	30-32"
30	80-85cm	32-33"
32	85-90cm	33-35"
34	90-95cm	35-37"
36	95-100cm	37-39"
38	100-105cm	39-41"
40	105-110cm	41-43"
42	110-115cm	43-45"
44	115-120cm	45-47"
46	120-125cm	47-49"
48	125-130cm	49-51"
50	130-135cm	51-53"
52	135-140cm	53-55"
54	140-145cm	55-57"

### WEARER HEIGHT

SIZE	HEIGHT (cm / Inches)	
Short	164-172cm	5'4"-5'7"
Regular	172-180cm	5'7"-5'9"
Tall	180-188cm	5'9"-6'2"

### WEARER INSIDE LEG

SIZE	INSIDE LEG (cm / Inches)	
Short	76cm	30"
Regular	81cm	32"
Tall	86cm	34"

### MEASURING GUIDE

Measurements must be taken wearing clothing usually worn underneath waterproof outerwear. The tape measure should be fairly loose and not pulled too tight.

- ✓ **CHEST** - measure under the arms at the fullest part around the chest horizontally with arms by your side
- ✓ **WAIST** - measure around the natural waistline at the fullest part
- ✓ **SEAT** - with the feet together measure around fullest part of the hips
- ✓ **HEIGHT** - with bare feet together measure from the top of the head to the floor
- ✓ **INSIDE LEG** - in bare feet take the measurement from the top of the inside leg and measure down the inside leg to the floor

Once measurements are taken compare them to the fit guide measurement tables to find your Jacket and Trousers size.

When fitting the Trousers if the waist and seat measurements fall into different size categories then choose the larger size to ensure the trousers are not too close fitting.

If the height and inside leg measurements fall into different length categories then choose the jacket length based on the height measurement and the trousers length based on the inside leg measurement.

*\*These styles are historically perceived as MALE but can be worn by any person whose body measurements fit into the above tables.*

*\*\*Please note when using the measurement tables that all manufacturing tolerances and standard garment over-measures have been taken into account. This ensures any slight variances in manufacture or fabric shrinkage after washing will not affect the fit of the garments.*

