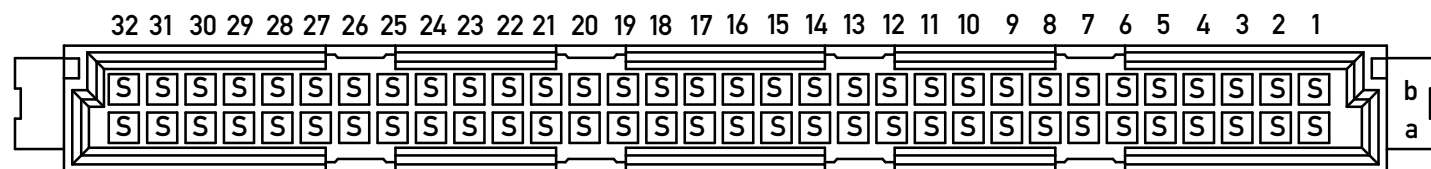
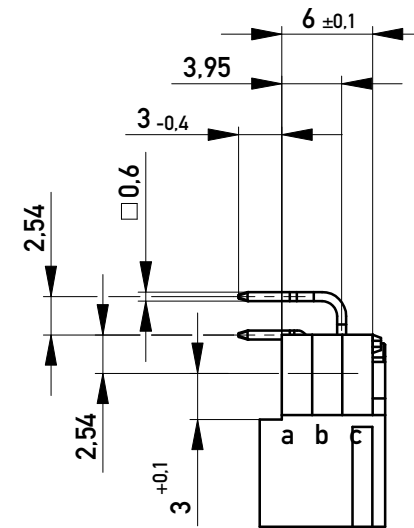
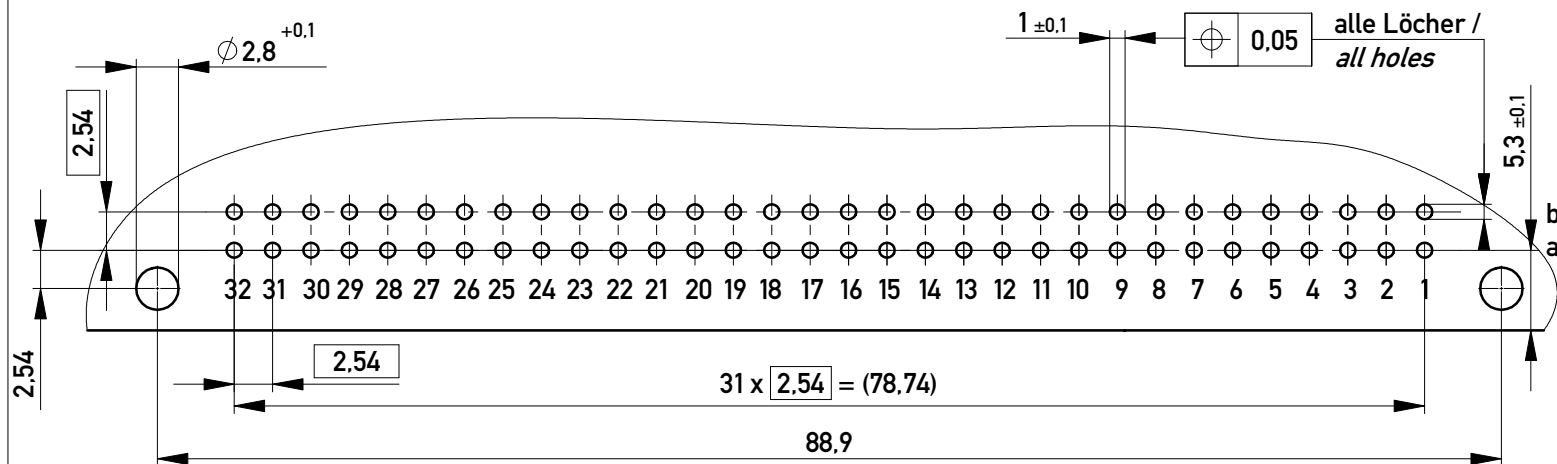


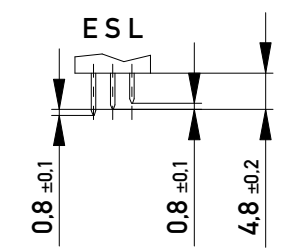
Bestückungsplan / contact layout



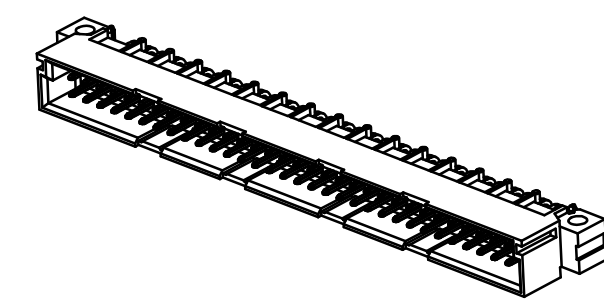
Leiterplatten- Lochbild / PCB drillhole pattern



Stecklänge / mating length



E = early mate, late break / voreilend
 S = standard
 L = late mate, early break / nacheilend



Lötanschluss 0,6x0,6mm / solder terminal 0,6x0,6mm
 Isolierwerkstoff / housing material : PBT GF 30
 Bauart 4 / type 4
 Anforderungsstufe 2 = 400 Steckzyklen / performance class 2 = 400 mating cycles
 Fehlende Maße und Angaben nach IEC 60 603-2 / DIN EN 60 603-2
 Missing information and dimensions per IEC 60 603-2 / DIN EN 60 603-2

Bedruckung siehe Zeichnung 294905
 marking see drawing 294905

| | | | | |
|--|--|----------------------|---|-------------|
| Information: All rights reserved. Only for Information. To ensure that this is the latest version of this drawing, please contact one of the ERNI companies before using. | Tolerances | All Dimensions in mm | Scale | 2:1 |
| | Copyright by ERNI GmbH Proprietary notice pursuant to ISO 16016 to be observed. | | Subject to modification without prior notice. Drawing will not be updated. | Designation |
| Index | 16.07.2009 | www.ERNI.com | 384241 | I A3 |
| | | | Class | STVB |