In-Cabin Rotary Cursor Controller (CAN).
Series 09.

Thank you for your order of the Series 09 In-Cabin RCC!

Order numbers
K09-11.000004 (CANopen), K09-11.000006 (J1939)

The delivery scope contains:

1	In-Cabin RCC CAN with integrated symbol inserts (numbers 1 & 2)	1pc
2	Lock washer	1pc
3	Screw	1pc
4	Coupler	1pc

Further information is available at
www.eao.com/09-in-cabin

Mounting cut-out
Mounting cut-out 80.0 mm x 53.0 mm
Panel thickness 1.0 mm … 4.0 mm

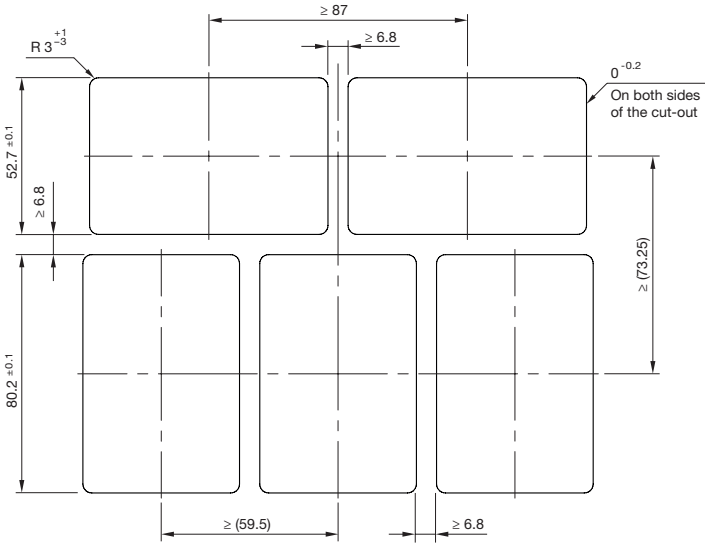

Connector type

Connections Tyco plug recess: 1745000-3

- Mating connector

Housing	1745000-3
Cage	965601-2
Contacts	5-963715-1 (0.5 – 0.75 mm²), 5-928999-1 (0.25 – 0.35 mm²)

- Pin out

Pin 1	CAN High
Pin 2	WakeUp_Out
Pin 3	LIN
Pin 4	GND
Pin 5	CAN Low
Pin 6	WakeUp_In
Pin 7	Clamp 30
Pin 8	Clamp 30

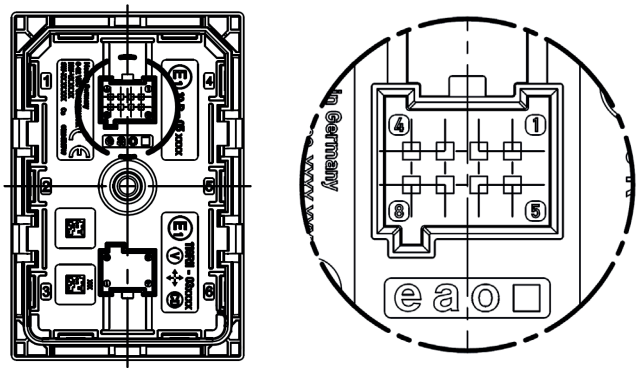

The circuit diagrams can be found in the provided data package.

Mounting instruction:

Clip-in version

Screw-in version

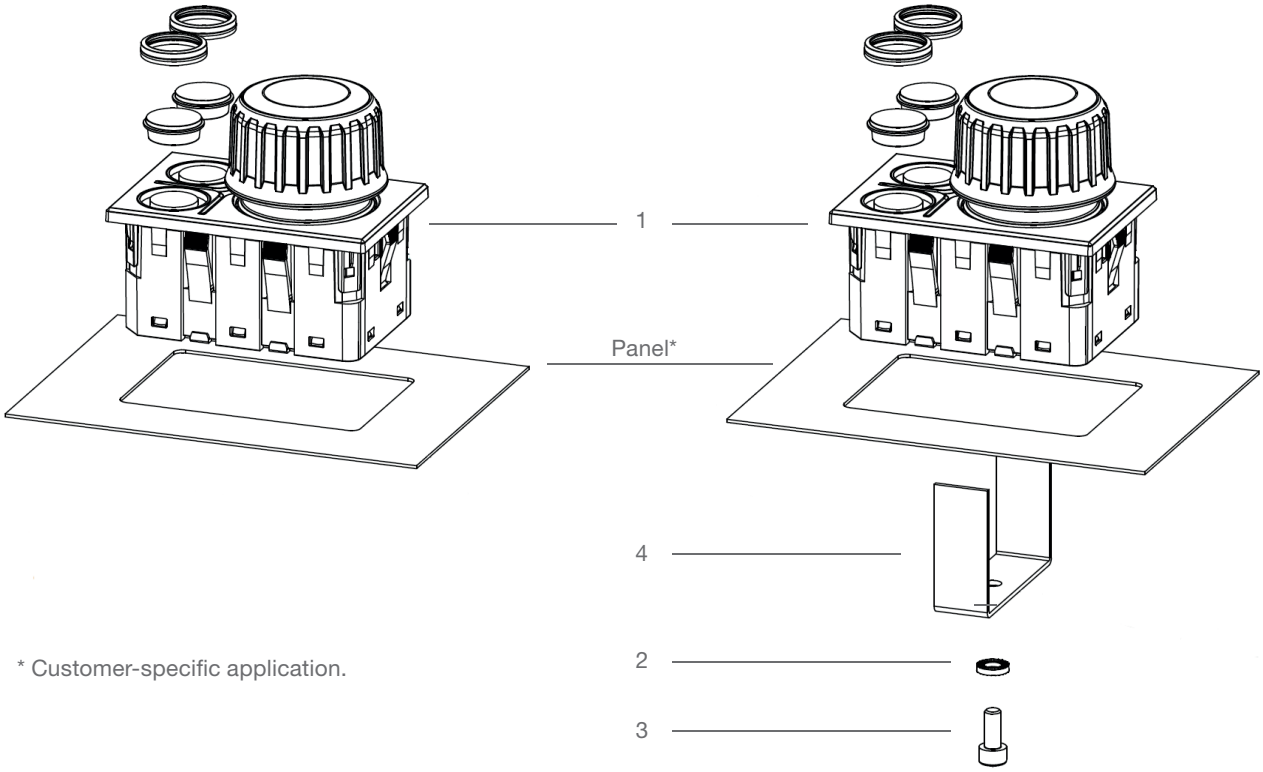

* Customer-specific application.

Safety notice!

The customer must ensure the functional and product safety conformity of the integration of the rotary cursor controller. Therefore, the customer must perform all security activities at the integration level of the switch and confirm that all relevant functions are implemented to ensure that the application handles critical issues in a secure manner.

700.xxx.xxxx.xx/12.25 EAO reserves the right to change specifications without further notice.