

**IMAGE®**

## **Flexible and Multi-Application Stand Alone 19" Cabinet**



### Material specification


- **Frame:** Steel 1.5 mm and 2.0 mm
- **Top and bottom covers:** Steel 1.2 mm
- **Panel mounting angles and reducing channels:** Steel 2.0 mm
- **Panel mount supports:** Steel 1.5
- **Side / rear panels:** Steel 1.0 mm
- **Side and rear panels:** Steel 1.0 mm
- **Doors:** Steel or metal trim steel 1.0 mm
- **Glass:** Tempered 4.0 mm UNI EN 12150-1


### Standards

- IEC 60297:** Dimensions of mechanical structures of the 482.6 mm (19") series
- DIN 41494:** Basic specification for the 19" construction systems
- EN 60950:** European safety standard for information technology equipment
- VDE 0100:** Installation and Set up of current systems and earthing
- DIN-1249-11:** Glass in building; glass edges

### Colour specification

#### Standard

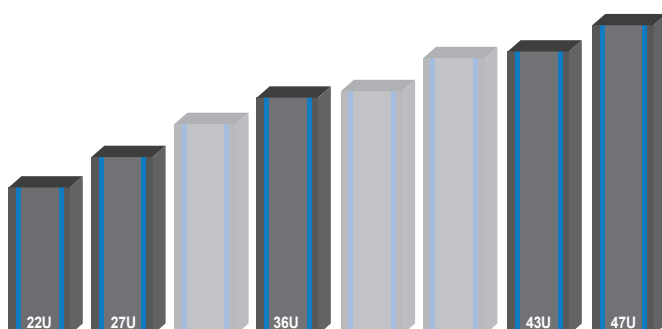
**RAL 7016**   
Cabinet frame, front door, rear panel  
and side panels

**RAL 9005**   
Panel mount supports and 19" panel  
mounting angle

### Dimensions

Floor version

Depth: 600 - 800 - 1000 - 1200 mm      Width: 600 - 800 mm



### Introduction to IMAGE®

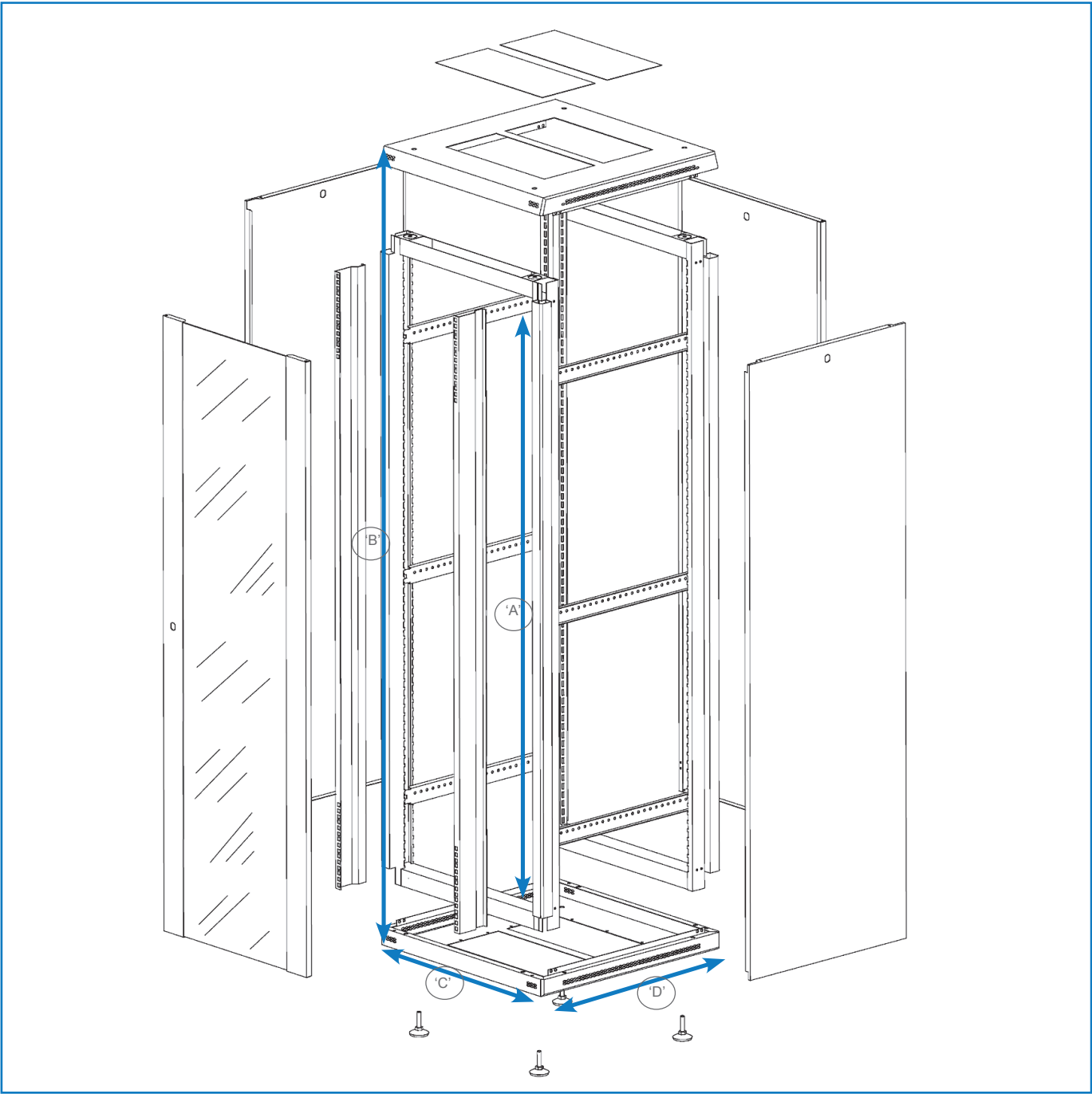
IMAGE® is a multi-application enclosure, adaptable in a net-working environment as it is, in the broadcast, electronics and security markets. IMAGE® combines outstanding functionality with elegant design and competitive pricing. The wide range of sizes and accessories gives Image genuine versatility, regardless of the applications it is required to protect. With excellent cable management, high load rating and practical design features, IMAGE® has proved itself popular with a multitude of end users with totally distinct applications. Conveniently, the IMAGE® is supplied either assembled or flat-packed. The flat-packed version reduces transportation costs and simplifies delivery to sites where access may be difficult. Many accessories and support products are available including plain and vented steel doors, glass doors, a complete range of thermal management products, plinths and cable entries. Regional and application-specific variations are pre-configured with single order codes, making it very simple for users to select the optimum rack to meet their particular needs. Modified standards are, of course, available to meet the demands of specific projects.

#### Key Features:

- Versatile and multi-function - can adapt to evolving applications
- Strong load capacity: 500 Kg up to 1.000 Kg (only for Server version)
- Choice of steel or glass lockable doors with quick release reversible left or right entry
- "Open frame" model
- "IP30" model
- 1000 and 1200 mm deep "server" variants with vented front & rear doors
- Top panel and base gland plate provide cable access
- Standard adjustable 19" panel mounts
- "Zero U" optional roof-mounted fan trays (2 or 4 fans)
- Vast selection of application specific accessories
- 5 height options - 22U, 27U, 36U, 43U and 47U
- 4 depth options - 600 mm, 800 mm, 1000 mm and 1200 mm
- 2 width options - 600 mm and 800 mm
- Supplied fully assembled or flat-packed



IMAGE - Glass door



'A' = Height (mm)	Unit height	'B' = Total height (mm)	'C' = Width (mm)	'D' = Depth (mm)
1209.65	27U	1299.65	600 / 800	600 / 800 / 1000
1609.70	36U	1699.70	600 / 800	600 / 800 / 1000
1920.85	43U	2010.85	600 / 800	600 / 800 / 1000 / 1200
2098.65	47U	2188.65	600 / 800	600 / 800 / 1000 / 1200

## IMAGE® “Open Frame”

IMAGE® OPEN FRAME is a versatile cabinet for multi-applications installation. The structure is formed by 2 vertical welded frame and top/bottom covers. Made of sheet steel to guaranty a maximum of static load rate of 500 Kg evenly distributed. The 19” panel mounting angles are fixed through the side panel mount supports that allow adjustable positioning in the depth of the cabinet and can be adapted to most of the 19” standard equipments. The frame can be equipped with height-adjustable feet or wheels or mounting plate to the floor.

Contents of kit	Qty
Open frame	1
19” Panel mounting angles	1 pair
19” reducing cable channel (800 mm cabinet width)	1 pair
Panel mount support for 36U cabinet	3 pair
Panel mount support for 43U cabinet	4 pair
Panel mount support for 47U cabinet	4 pair
Top panels	1 pair
Adjustable feet	1 kit

## Ordering information

Height	W x D 600 x 600 mm	W x D 600 x 800 mm
36U	VT385-776482	VT385-776485
43U	VT385-776483	VT385-776486
47U	VT385-776484	VT385-776487

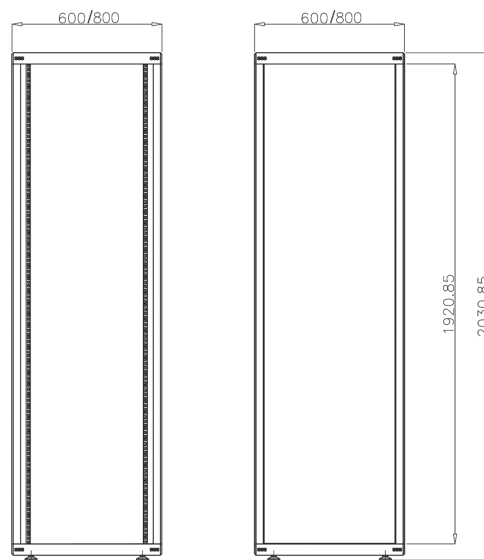
Height	W x D 800 x 600 mm	W x D 800 x 800 mm
36U	VT385-776488	VT385-776491
43U	VT385-776489	VT385-776492
47U	VT385-776490	VT385-776493

## Floor brackets kit


Description	Order code
Floor brackets kit, 600 mm width	VT385-776504
Floor brackets kit, 800 mm width	VT385-776505



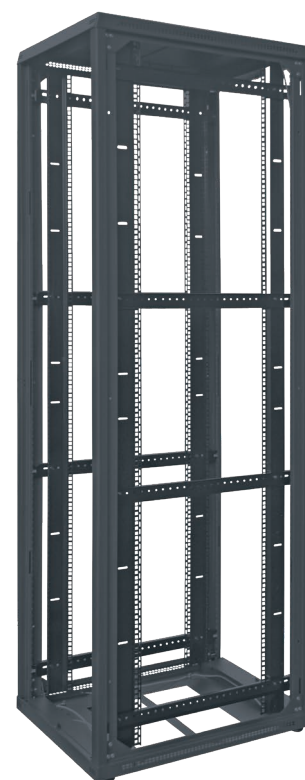
Floor brackets kit



IMAGE® Open Frame  
ready configured - 600 mm width  
or 800 mm with adjustable reducing channels



43U IMAGE® Open Frame  
front view



43U IMAGE® Open Frame  
isometric view

# IMAGE®

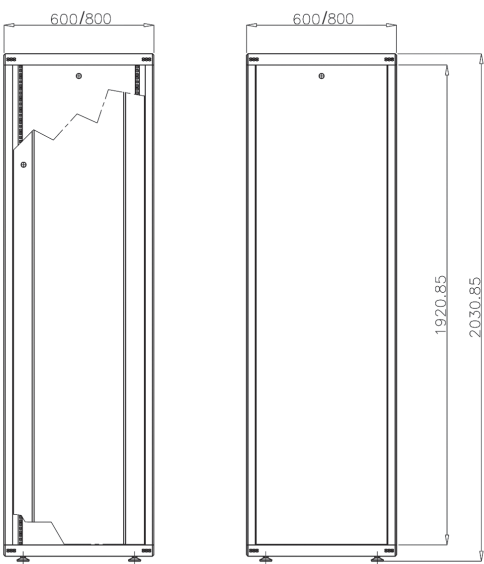
## Primary cabinets

### IMAGE® Primary cabinets

The IMAGE® Primary is a ready configured enclosure, pre-equipped with 1 lockable door, a removable rear panel, 2 side panels, top gland plates, front 19" panel mounts, panel mount supports and adjustable feet. It can also be used as the starting point for creating a unique enclosure, by adding additional accessories.

The IMAGE® Additional Bay is a ready configured enclosure without side panels but including 1 kit baying brackets.

Contents of kit	Qty
Open frame	1
Glass / metal front door with lock	1
Removable rear panel	1
Removable side panels	2
Top half cover for plate	2
19" Panel mounting angles	1 paio
19" reducing cable channel (800 mm cabinet width)	1 paio
27U Panel mount support	2 paia
36U Panel mount support	3 paia
43U Panel mount support	4 paia
47U Panel mount support	4 paia
Adjustable feet	1 kit



IMAGE®  
ready configured - 600 mm width  
or 800 mm with adjustable reducing channels



IMAGE® 43U  
RAL 7035  
single side panel



IMAGE® 43U  
RAL 7016

## Frame

The frame includes 4 verticals and 2 end frames.

## Panel mounting angle

IMAGE® is supplied with 2, 19" panel mounting angle.

## Side panels

Side panels are supplied with external concealed catch locking, as option it is possible to order a traditional keylock. Side panels are provided of a system that protect from accidental fall during their removal (safety).

## Front and rear closing

Closing options:

### Front

- Glass door (standard) with a single closing point, keyed lock
- Glass door with metal frame / three point locking, swing handle and European keyed lock
- Double glass door with metal frame, single closing point, keyed lock
- Metal door / single closing point or three point locking, swing handle and European keyed lock
- Metal vented door / single closing point or three point locking, swing handle and European keyed lock

### Rear

- Removable Panel (standard) triangular key locks supplied
- Metal single door / single closing point or three point locking, swing handle and European keyed lock
- Metal double door / single point central locking
- Metal vented door / single closing point or three point locking, swing handle and European keyed lock
- Metal vented double door / single point central locking

## Swing handle

Standard doors, with a single closing point, are provided of keyed lock and do not have the swing handle.

For standard doors, both glass and metal, can be ordered, as option, the swing handle with single point central locking. As a further option can be required an European keyed lock, automatic or manual.

## Vented top cover

This top allows convected air to flow out through the sides of the top and is provided with two cable entries with panels. The same top cover can host a thermal kit with two fans, still allowing space for cable entries.

## Bottom

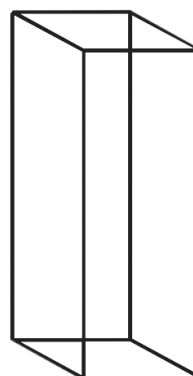
The bottom is open to offer maximum space for comfortable cable passage.

## Castors kit


Castors can load up to 115 Kg each under average conditions; fitted to the rack with mounting plates. Available in versions with or without brakes. Optionally available is a special socket for mounting feet and wheels at the same time.

## Lifting eyes


Lifting eyes are sold as a kit of 4 and can be fitted on the upper corners to lift up the cabinet in a easy way. Each lifting eye has a load capacity of 320 Kg.




Frame



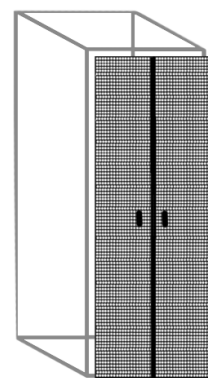
Side panels




Metal door



Glazed door



Double vented door



Top cover

# IMAGE®

## Primary cabinets

### Ordering information

Glass front door & steel rear panel (fully assembled cabinets)

Description	H	W x D	W x D
		600 x 600 mm	600 x 800 mm
Primary Enclosure	22U	on request	on request
Primary Enclosure	27U	<a href="#">VT384-775335</a>	<a href="#">VT384-775341</a>
Additional bay	27U	<a href="#">VT386-775685</a>	<a href="#">VT386-775688</a>
Primary Enclosure	36U	<a href="#">VT384-775336</a>	<a href="#">VT384-775342</a>
Additional bay	36U	<a href="#">VT386-775686</a>	<a href="#">VT386-775689</a>
Primary Enclosure	43U	<a href="#">VT384-775337</a>	<a href="#">VT384-775343</a>
Additional bay	43U	<a href="#">VT386-775687</a>	<a href="#">VT386-775690</a>
Primary Enclosure	47U	<a href="#">VT384-775734</a>	<a href="#">VT384-775735</a>
Additional bay	47U	<a href="#">VT386-776002</a>	<a href="#">VT386-776003</a>

Description	H	W x D	W x D
		800 x 600 mm	800 x 800 mm
Primary Enclosure	22U	on request	on request
Primary Enclosure	27U	<a href="#">VT384-775344</a>	<a href="#">VT384-775347</a>
Additional bay	27U	<a href="#">VT386-775691</a>	<a href="#">VT386-775694</a>
Primary Enclosure	36U	<a href="#">VT384-775345</a>	<a href="#">VT384-775348</a>
Additional bay	36U	<a href="#">VT386-775692</a>	<a href="#">VT386-775695</a>
Primary Enclosure	43U	<a href="#">VT384-775346</a>	<a href="#">VT384-775349</a>
Additional bay	43U	<a href="#">VT386-775693</a>	<a href="#">VT386-775696</a>
Primary Enclosure	47U	<a href="#">VT384-775736</a>	<a href="#">VT384-775737</a>
Additional bay	47U	<a href="#">VT386-776004</a>	<a href="#">VT386-776005</a>

Steel front door & steel rear panel (fully assembled cabinets)

Description	H	W x D	W x D
		600 x 600 mm	600 x 800 mm
Primary Enclosure	22U	on request	on request
Primary Enclosure	27U	<a href="#">VT386-775673</a>	<a href="#">VT386-775676</a>
Additional bay	27U	<a href="#">VT386-775697</a>	<a href="#">VT386-775700</a>
Primary Enclosure	36U	<a href="#">VT386-775674</a>	<a href="#">VT386-775677</a>
Additional bay	36U	<a href="#">VT386-775698</a>	<a href="#">VT386-775701</a>
Primary Enclosure	43U	<a href="#">VT386-775675</a>	<a href="#">VT386-775678</a>
Additional bay	43U	<a href="#">VT386-775699</a>	<a href="#">VT386-775702</a>
Primary Enclosure	47U	<a href="#">VT386-775989</a>	<a href="#">VT386-775990</a>
Additional bay	47U	<a href="#">VT386-775997</a>	<a href="#">VT386-775998</a>

Description	H	W x D	W x D
		800 x 600 mm	800 x 800 mm
Primary Enclosure	22U	on request	on request
Primary Enclosure	27U	<a href="#">VT386-775679</a>	<a href="#">VT386-775682</a>
Additional bay	27U	<a href="#">VT386-775703</a>	<a href="#">VT386-775706</a>
Primary Enclosure	36U	<a href="#">VT386-775680</a>	<a href="#">VT386-775683</a>
Additional bay	36U	<a href="#">VT386-775704</a>	<a href="#">VT386-775707</a>
Primary Enclosure	43U	<a href="#">VT386-775681</a>	<a href="#">VT386-775684</a>
Additional bay	43U	<a href="#">VT386-775705</a>	<a href="#">VT386-775708</a>
Primary Enclosure	47U	<a href="#">VT386-775991</a>	<a href="#">VT386-775992</a>
Additional bay	47U	<a href="#">VT386-775999</a>	<a href="#">VT386-776001</a>



Glass front door & steel rear door (fully assembled cabinets)

Description	H	W x D 600 x 600 mm	W x D 600 x 800 mm
Primary	22U	on request	on request
Primary	27U	on request	on request
Primary	36U	on request	on request
Primary	43U	<a href="#">VT386-777405</a>	<a href="#">VT386-777406</a>
Primary	47U	<a href="#">VT386-777409</a>	<a href="#">VT386-777410</a>

Description	H	W x D 800 x 600 mm	W x D 800 x 800 mm
Primary	22U	on request	on request
Primary	27U	on request	on request
Primary	36U	on request	on request
Primary	43U	<a href="#">VT386-777407</a>	<a href="#">VT386-777408</a>
Primary	47U	<a href="#">VT386-777411</a>	<a href="#">VT386-777412</a>



IMAGE® 22U  
Glass front door &  
steel rear door - RAL 9005

IMAGE® 27U  
800 x 800 - double glass door version



IMAGE® 27U  
800 x 800 - front glass door version, single metal rear door

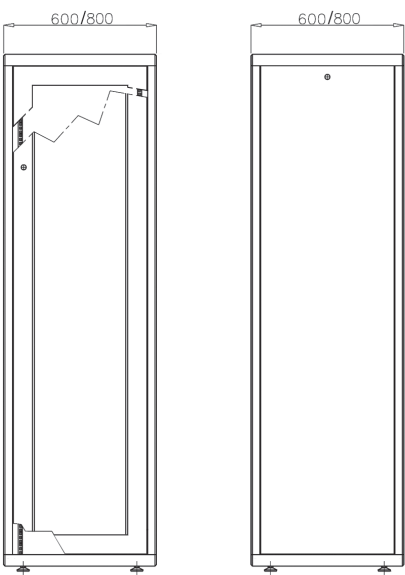
# IMAGE® IP30

## Primary cabinets IP30 version

### IMAGE® Primary cabinets - IP30 version

The IMAGE® IP30 is a ready configured enclosure, with IP30 enviromental protection, pre-equipped with 1 lockable door, a removable rear panel, 2 side panels, top and bottom plain/vented gland plates, front 19" panel mounts, panel mount supports and adjustable feet. It can also be used as the starting point for creating a unique enclosure, by adding additional accessories.

Contents of kit	Qty
Open frame	1
Framed glass / metal front door with lock	1
Removable rear panel	1
Removable side panels	2
Plain top / bottom panels	2
Vented top / bottom panels	2
19" Panel mounting angles	1 pair
19" reducing cable channel (800 mm cabinet width)	1 pair
27U Panel mount support	2 pair
36U Panel mount support	3 pair
43U Panel mount support	4 pair
47U Panel mount support	4 pair
Adjustable feet	1 kit



IMAGE® IP30  
ready configured - 600 mm width  
or 800 mm with adjustable reducing channels



IMAGE® IP30  
Glass front door

### Frame

The frame includes 4 verticals and 2 end frames.

### Panel mounting angle

IMAGE® is supplied with 2, 19° panel mounting angle.

### Side panels

Side panels are supplied with external concealed catch locking, as option it is possible to order a traditional keylock. Side panels are provided of a system that protect from accidental fall during their removal (safety).

### Front and rear closing

Closing options:

#### Front

- Glass door with metal frame (standard) with a single closing point, keyed lock.
- Glass door with metal frame / three point locking, swing handle and European keyed lock.
- Metal door / single closing point or three point locking, swing handle and European keyed lock.

#### Rear

- Removable Panel (standard) triangular key locks supplied
- Metal single door / single closing point or three point locking, swing handle and European keyed lock.

### Swing handle

Standard doors, with a single closing point, are provided of keyed lock and do not have the swing handle.

For standard doors, both glass and metal, can be ordered as option the swing handle with single point central locking. As a further option can be required European keyed lock, automatic or manual.

### Top cover

This top is provided with two cable entries with panels, a plain one and a vented one. The same top cover can host a thermal kit with two fans, still allowing space for cable entries through optional cover with cable brush or within guillotine system.

### Bottom

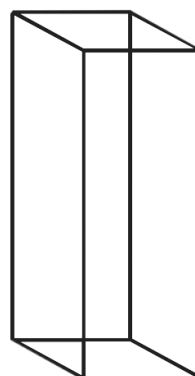
The bottom is provided with two cable entries area with covers, a plain one and a vented one.

### Castors kit


Castors can load up to 115 Kg each under average conditions; fitted to the rack with mounting plates. Available in versions with or without brakes. Optionally available is a special socket for mounting feet and wheels at the same time.

### Lifting eyes


Lifting eyes are sold as a kit of 4 and can be fitted on the upper corners to lift up the cabinet in a easy way. Each lifting eye has a load capacity of 320 Kg.




Frame



Side panels



Plain metal door



Glazed door



Top cover

# IMAGE® IP30

## Primary cabinets IP30 version

### Ordering information

Glass front door & steel rear panel (fully assembled cabinets) - IP30 version with front panel mounting angles

Description	H	W x D	W x D
		600 x 600 mm	600 x 800 mm
Primary Enclosure	27U	<a href="#">VT384-827606</a>	<a href="#">VT384-827608</a>
Additional bay	27U	<a href="#">VT387-827606</a>	<a href="#">VT387-827608</a>
Primary Enclosure	36U	<a href="#">VT384-836606</a>	<a href="#">VT384-836608</a>
Additional bay	36U	<a href="#">VT387-836606</a>	<a href="#">VT387-836608</a>
Primary Enclosure	43U	<a href="#">VT384-843606</a>	<a href="#">VT384-843608</a>
Additional bay	43U	<a href="#">VT387-843606</a>	<a href="#">VT387-843608</a>
Primary Enclosure	47U	<a href="#">VT384-847606</a>	<a href="#">VT384-847608</a>
Additional bay	47U	<a href="#">VT387-847606</a>	<a href="#">VT387-847608</a>

Description	H	W x D	W x D
		800 x 600 mm	800 x 800 mm
Primary Enclosure	27U	<a href="#">VT384-827806</a>	<a href="#">VT384-827808</a>
Additional bay	27U	<a href="#">VT387-827806</a>	<a href="#">VT387-827808</a>
Primary Enclosure	36U	<a href="#">VT384-836806</a>	<a href="#">VT384-836808</a>
Additional bay	36U	<a href="#">VT387-836806</a>	<a href="#">VT387-836808</a>
Primary Enclosure	43U	<a href="#">VT384-843806</a>	<a href="#">VT384-843808</a>
Additional bay	43U	<a href="#">VT387-843806</a>	<a href="#">VT387-843808</a>
Primary Enclosure	47U	<a href="#">VT384-847806</a>	<a href="#">VT384-847808</a>
Additional bay	47U	<a href="#">VT387-847806</a>	<a href="#">VT387-847808</a>

Glass front door & steel rear panel (fully assembled cabinets) - IP30 version with front and rear panel mounting angles

Description	H	W x D	W x D
		600 x 600 mm	600 x 800 mm
Primary Enclosure	27U	<a href="#">VT387-300000</a>	<a href="#">VT387-300003</a>
Primary Enclosure	36U	<a href="#">VT387-300001</a>	<a href="#">VT387-300004</a>
Primary Enclosure	43U	<a href="#">VT387-300002</a>	<a href="#">VT387-300005</a>



IMAGE IP30  
27U version  
with front glass door



IMAGE IP30  
27U version  
with rear metal door

**IMAGE® 21**

IMAGE® 21 is a specific enclosure for telecommunication applications. The cabinet structure consists of two frames assemblies and two upper / lower covers. IMAGE® 21 is made of steel to ensure a uniform static distribution of 250 Kg. The side panels, easily removable, are provided with external locks. The ETSI / 21" uprights are fastened by side panel mount support that allow adjustable positioning in the cabinet depth. The doors, in their available options, come with central locking, reversible opening and can be equipped with a handle or lock with optional automatic or manual key. The top cover is pre-set for cable entry area, 2 fans fan tray and cabinet for wall fixing. The open bottom for an easy cable entry is pre-set also for floor fixing.

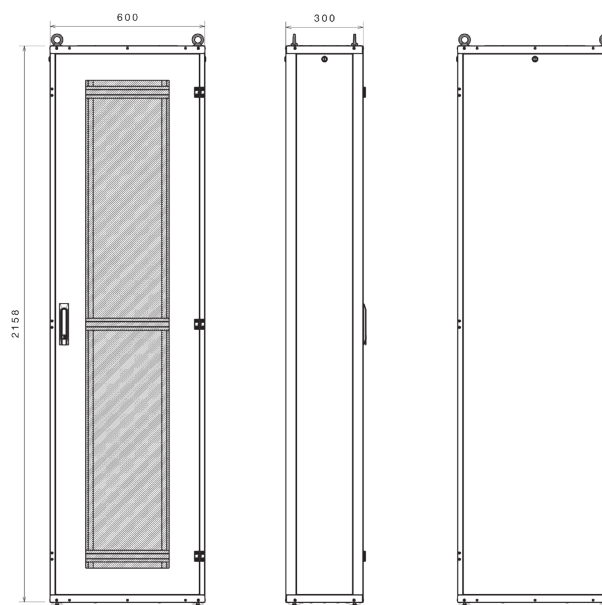
Contents of kit	Qty
Open frame	1
21" Adjustable panel mount support - 600x300 version	1 pair
21" Adjustable panel mount support - 600x600 version	2 pair
Front metal vented door	1
Removable rear panel	1
Removable side panels	2
Panel mount support	5 pair
Top panel	1
Adjustable feet	1 kit

**Ordering Information**

H	W	D	Light grey RAL 7035	Anthracite RAL 7016
			Order code	Order code
47U	600 mm	300 mm	<a href="#">VT386-200300_7035</a>	<a href="#">VT386-200300_7016</a>
47U	600 mm	600 mm	<a href="#">VT386-200600_7035</a>	<a href="#">VT386-200600_7016</a>



47U IMAGE® 21  
RAL 7016 version



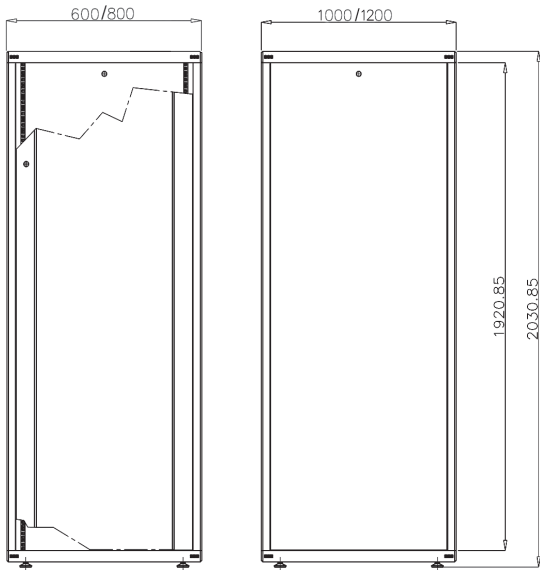
# IMAGE® SERVER

## Primary cabinets

### IMAGE® “Server” Primary cabinets

The IMAGE® “Server” Primary cabinet is 1000 / 1200 mm deep, to accommodate modern servers and other particularly deep equipment. It is available in 27, 43U or 47U heights and includes the following specification: lockable vented front and rear doors, 2 side panels, top gland plates, front and rear 19” panel mounts, panel mount supports and adjustable feet. The IMAGE® “Server” Primary cabinet can also be used as the starting point for creating a unique enclosure, by adding additional accessories. The IMAGE® “Server” Additional Bay is a ready configured enclosure without side panels but includes 1 baying bracket Kit.


Contents of kit	Qty
Open frame	1
Glass vented / fully vented front door	1
Hinged rear vented door	1
Removable side panels	2
Top half cover for plate	2
19" Panel mounts (2 whole and 2 split)	4
19" reducing cable channel, 800 mm cabinet width	2 pair
27U Panel mount support	2
43U Panel mount support	6 pair
47U Panel mount support	6 pair
Adjustable feet	1 kit



IMAGE® “SERVER”  
600 mm or 800 mm width



IMAGE® SERVER - 27U  
Version with vented glass door



IMAGE® SERVER  
Version with vented glass door and swing handle

### Frame

The frame includes 4 verticals and 2 end frames.

### Panel mounting angle

Adjustable 19" panel mounting angles at the front, adjustable and split at the rear compliant to IEC60297 norms.

The 800 mm width includes the reducing channel as standard.

### Side panels

Side panels are supplied with external concealed catch locking, as option it is possible to order a traditional keylock. Side panels are provided of a system that protect from accidental fall during their removal (safety).

### Front and rear closing

Closing options:

#### Front

- Vented glass door with a single closing point, keyed lock.
- Vented glass door with metal frame / three point locking, swing handle and European keyed lock.
- Vented double glass door with metal frame, single closing point, keyed lock.
- Metal vented door / single closing point or three point locking, swing handle and European keyed lock.

#### Rear

- Metal vented door / single closing point (standard) or three point locking, swing handle and European keyed lock
- Metal vented double door / single point central locking

### Swing handle

Standard doors, with a single closing point, are provided of keyed lock and do not have the swing handle.

For standard doors, both glass and metal, can be ordered as option the swing handle with single point central locking. As a further option can be required European keyed lock, automatic or manual.

### Vented top cover

This top allows convected air to flow out through the sides of the top and is provided with two cable entries with panels. The same top cover can host a thermal kit with two fans, still allowing space for cable entries.

### Bottom

The bottom is open to offer maximum space for comfortable cable passage.

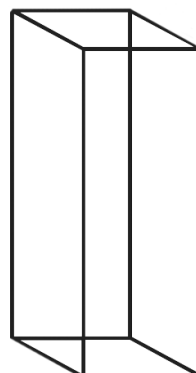
### Castors kit

Castors can load up to 250 Kg each under average conditions; fitted to the rack with mounting plates. Available in versions with or without brakes.


Optionally available is a special socket for mounting feet and wheels at the same time.

### Lifting eyes


Lifting eyes are sold as a kit of 4 and can be fitted on the upper corners to lift up the cabinet in a easy way. Each lifting eye has a load capacity of 320 Kg.




Frame




Side panels



Ventilated door



Glazed door


Double door  
front / rear


Top cover

# IMAGE® SERVER

## Primary cabinets

### Ordering information

Glass vented front door & steel vented rear door (fully assembled)

Description	Height	W x D	
		600x1000 mm	800x1000 mm
Primary	43U	<a href="#">VT384-775769</a>	<a href="#">VT384-775770</a>
Additional Bay	43U	<a href="#">VT386-776006</a>	<a href="#">VT386-776007</a>
Primary	47U	<a href="#">VT384-775771</a>	<a href="#">VT384-775772</a>
Additional Bay	47U	<a href="#">VT386-776008</a>	<a href="#">VT386-776009</a>

Description	Height	W x D	
		600x1000 mm	800x1000 mm
Primary	27U	<a href="#">VT384-776315*</a>	<a href="#">VT384-776316*</a>
Additional Bay	27U	<a href="#">VT384-776545*</a>	<a href="#">VT384-776546*</a>

\*Whole 19" rear panel mounting angles

### Ordering information

Steel vented front & rear doors (fully assembled cabinets)

Description	Height	W x D	
		600 x 1000 mm	800 x 1000 mm
Primary	43U	<a href="#">VT386-775993</a>	<a href="#">VT386-775994</a>
Additional Bay	43U	<a href="#">VT386-776010</a>	<a href="#">VT386-776011</a>
Primary	47U	<a href="#">VT386-775995</a>	<a href="#">VT386-775996</a>
Additional Bay	47U	<a href="#">VT386-776012</a>	<a href="#">VT386-776013</a>

Description	Height	W x D	
		600 x 1000 mm	800 x 1000 mm
Primary	27U	<a href="#">VT384-776543*</a>	<a href="#">VT384-776544*</a>
Additional Bay	27U	<a href="#">VT384-776547*</a>	<a href="#">VT384-776548*</a>

\*Whole 19" rear panel mounting angles

Description	Height	W x D	
		600 x 1200 mm	800 x 1200 mm
Primary	43U	<a href="#">VT386-777413</a>	<a href="#">VT386-777414</a>
Additional Bay	43U	on request	on request
Primary	47U	<a href="#">VT386-777415</a>	<a href="#">VT386-777416</a>
Additional Bay	47U	on request	on request



IMAGE® SERVER - Vented front door



IMAGE® SERVER - Ventilated glass door option

### IMAGE® handles and locking systems


All IMAGE® cabinet models, including server and IP30 versions, adopt the same type of standard closing.

The Primary and Additional Bay configurations, are provided of a key lock with escutcheon plate, without handle.

Other versions, like swing handle with or without locks, are available as optional.

### Ordering information

Description	Order code
Swing handle keyed alike lock - manual locking (2 keys)	<a href="#">VT385-776094</a>
Swing handle keyed alike lock - automatic locking (2 keys)	<a href="#">VT385-776233</a>
Electronic swing handle with mechanical override - single point locking	<a href="#">VA333-301001</a>
Electronic swing handle with mechanical override - three point locking	<a href="#">VA333-301002</a>
Swing handle without lock	<a href="#">VT385-776297</a>
Swing handle with numeric combination lock and passepertout keys	<a href="#">V0612-931401</a>
Swing handle with badge reader	on request
Swing handle with numeric keypad	on request
Swing handle with biometric reader	on request



Standard solution



VT385-776094 - Swing handle - manual locking



Swing handle with badge reader



Swing handle with numeric keypad



VT385-776233 - Swing handle - automatic locking



Swing handle with biometric reader



Swing handle with numeric combination




VT385-776297 - Swing handle without lock

### Doors - Single locking point


Description	Order code
27U 600 mm steel door	VT385-775557
27U 800 mm steel door	VT385-775623
36U 600 mm steel door	VT385-775558
36U 800 mm steel door	VT385-775624
43U 600 mm steel door	VT385-775559
43U 800 mm steel door	VT385-775625
47U 600 mm steel door	VT385-775897
47U 800 mm steel door	VT385-775898
27U 600 mm double steel door	VT385-776392
27U 800 mm double steel door	VT385-776393
36U 600 mm double steel door	VT385-776394
36U 800 mm double steel door	VT385-776395
43U 600 mm double steel door	VT385-776396
43U 800 mm double steel door	VT385-776397
47U 600 mm double steel door	VT385-776398
47U 800 mm double steel door	VT385-776399
27U 600 mm vented steel door	VT385-775939
27U 800 mm vented steel door	VT385-776329
36U 600 mm vented steel door	VT385-776207
36U 800 mm vented steel door	VT385-775618
43U 600 mm vented steel door	VT385-775791
43U 800 mm vented steel door	VT385-775801
47U 600 mm vented steel door	VT385-775796
47U 800 mm vented steel door	VT385-775806
27U 600 mm double vented steel door	VT385-776376
27U 800 mm double vented steel door	VT385-776377
36U 600 mm double vented steel door	VT385-776378
36U 800 mm double vented steel door	VT385-776379
43U 600 mm double vented steel door	VT385-776380
43U 800 mm double vented steel door	VT385-776381
47U 600 mm double vented steel door	VT385-776382
47U 800 mm double vented steel door	VT385-776383
27U 600 mm glass door	VT385-775389
27U 800 mm glass door	VT385-775392
36U 600 mm glass door	VT385-775390
36U 800 mm glass door	VT385-775393
43U 600 mm glass door	VT385-775391
43U 800 mm glass door	VT385-775394
47U 600 mm glass door	VT385-775759
47U 800 mm glass door	VT385-775760
27U 600 mm glass door with frame	VT388-827600
36U 600 mm glass door with frame	VT388-836600
43U 600 mm glass door with frame	VT388-843600
47U 600 mm glass door with frame	VT388-847600
27U 800 mm glass door with frame	VT388-827800
36U 800 mm glass door with frame	VT388-836800
43U 800 mm glass door with frame	VT388-843800
47U 800 mm glass door with frame	VT388-847800
27U 600 mm double glass door	VT385-776384
27U 800 mm double glass door	VT385-776385
36U 600 mm double glass door	VT385-776386
36U 800 mm double glass door	VT385-776387
43U 600 mm double glass door	VT385-776388
43U 800 mm double glass door	VT385-776389
47U 600 mm double glass door	VT385-776390
47U 800 mm double glass door	VT385-776391
43U 600 mm glass vented door	VT385-775787
43U 800 mm glass vented door	VT385-775798
47U 600 mm glass vented door	VT385-775793
47U 800 mm glass vented door	VT385-775803

### Doors - Three locking points


Description	Order code
27U 600 mm steel door	VT385-776430
27U 800 mm steel door	VT385-776434
36U 600 mm steel door	VT385-776431
36U 800 mm steel door	VT385-776435
43U 600 mm steel door	VT385-776432
43U 800 mm steel door	VT385-776436
47U 600 mm steel door	VT385-776433
47U 800 mm steel door	VT385-776437
27U 600 mm vented steel door	VT385-776462
27U 800 mm vented steel door	VT385-776466
36U 600 mm vented steel door	VT385-776463
36U 800 mm vented steel door	VT385-776467
43U 600 mm vented steel door	VT385-776464
43U 800 mm vented steel door	VT385-776468
47U 600 mm vented steel door	VT385-776465
47U 800 mm vented steel door	VT385-776469
27U 600 mm glass door with frame	VT385-776446
27U 800 mm glass door with frame	VT385-776450
36U 600 mm glass door with frame	VT385-776447
36U 800 mm glass door with frame	VT385-776451
43U 600 mm glass door with frame	VT385-776448
43U 800 mm glass door with frame	VT385-776452
47U 600 mm glass door with frame	VT385-776449
47U 800 mm glass door with frame	VT385-776453




IMAGE® Standard -  
Steel door



IMAGE® - Double steel door



IMAGE® Server Standard  
Vented steel door



IMAGE® - Double vented  
steel door




IMAGE® Standard -  
Glass door



IMAGE® IP30 Standard -  
Glass door with frame



IMAGE® - Double glass door



IMAGE® Server Standard -  
Vented glass door

# IMAGE®

## Accessories

### Thermal kit\*

Description	Order code
Thermal kit 2 fans (half)	<a href="#">VK385-775532</a>
Thermal kit 4 fans (full)	<a href="#">VK385-775828</a>
Thermal kit 2 fans low noise (half)	<a href="#">VK385-775895</a>
Thermal kit 4 fans low noise (full)	<a href="#">VK385-775896</a>
IP30 Thermal kit 2 fans (half)	<a href="#">VK389-775532</a>
IP30 Thermal kit 4 fans (full)	<a href="#">VK389-775828</a>

\*Power cord not included

### Thermostat and wiring kit

Description	Order code
Thermostat and wiring kit	<a href="#">VK385-775843</a>

### Entry panel kit

Description	Order code
Cable entry panel with brush top / bottom (half)	<a href="#">VK385-775535</a>
Plain cover top / bottom (half)	<a href="#">VK385-775629</a>
Vented cover top / bottom (half)	<a href="#">VK385-775727</a>
IP30 top/bottom vented plate (half)	<a href="#">VK389-775727</a>

### 19" Panel mounting angles kit

Description	Order code
19" 27U front panel mount kit	<a href="#">VK385-775383</a>
19" 36U front panel mount kit	<a href="#">VK385-775384</a>
19" 43U front panel mount kit	<a href="#">VK385-775385</a>
19" 47U front panel mount kit	<a href="#">VK385-775755</a>
19" 27U cable reducing channels kit 800 mm	<a href="#">VK385-775525</a>
19" 36U cable reducing channels kit 800 mm	<a href="#">VK385-775526</a>
19" 43U cable reducing channels kit 800 mm	<a href="#">VK385-775527</a>
19" 47U cable reducing channels kit 800 mm	<a href="#">VK385-775757</a>

### Cover plate for reducing cable channel


Description	Order code
Blank cover for cable channel IMAGE® quick fix	<a href="#">VT385-776417</a>



Thermal kit view inside the cabinet



Thermal kit



IP30 top/bottom vented plate (half)




Thermostat and wiring kit



19" Panel mounting angles kit



Cover plate for reducing cable channel



Cable entry panel with brush

## Panel mount kit 19" with 19" sides

Description	Order code
Kit: 2 19" mountings with 47U adapter with 19" sides	on request

## Kit window channel moulding

Description	Order code
125 mm window channel moulding light blu kit 10 pcs.	VT593-599469
125 mm flag moulding kit 10 pcs.	VT593-599470

## Unit Identification Strips

These self-adhesive strips fit to the cabinet's vertically and simplify the task of positioning panels/equipment accurately on the 'U' spacing. They are supplied in sections to suit racks up to 47U height and are easily cut for other sizes. Available in attractive black finish with silver numeric.

### Ordering information


Description	Order code
Unit Identification Strips from 0U to 48U	VA385-775228
Reverse Unit Identification Strips from 48U to 0U	VA385-776542

## Plinths kit 100mm


Description	Order code
Plinth kit 100 mm 600 x 600	VK385-775505
Plinth kit 100 mm 600 x 800 / 800 x 600	VK385-775506
Plinth kit 100 mm 800 x 800	VK385-775508
Plinth kit 100 mm 600 x 1000	VK385-775847
Plinth kit 100 mm 800 x 1000	VK385-775848
Vented Plinth kit 100 mm 600 x 600	VK385-775933
Vented Plinth kit 100 mm 600 x 800 / 800 x 600	VK385-775934
Vented Plinth kit 100 mm 800 x 800	VK385-775935
Vented Plinth kit 100 mm 600 x 1000	VK385-775928
Vented Plinth kit 100 mm 800 x 1000	VK385-775931
Plinth kit 100 mm for feet and castors 600 x 600	VK385-776498
Plinth kit 100 mm for feet and castors 600 x 800	VK385-776499
Plinth kit 100 mm for feet and castors 600 x 1000	VK385-776500
Plinth kit 100 mm for feet and castors 800 x 600	VK385-776501
Plinth kit 100 mm for feet and castors 800 x 800	VK385-776502
Plinth kit 100 mm for feet and castors 800 x 1000	VK385-776503

## Castors and feet kit

Description	Order code
Light/medium duty castors kit - 80 Kg static load bracked	VK385-775721
Light/medium duty castors kit - 80 Kg static load unbracked	VK385-775722
Heavy duty castors kit - 115 Kg static load 2 bracked	VK385-776250
Heavy duty castors kit - 115 Kg static load 2 unbracked	VK385-776251
Heavy duty castors kit - Server version 250 Kg static load 2 bracked & 2 unbracked	VK385-776541
Heavy duty castors kit - Server version 250 Kg static load 2 bracket & 2 unbracked + feet + adaptors	VK385-776540
Adjustable feet kit	VK385-775653
Foot adaptors kit of 4 for Server version (to assemble feet and castors together)	VK385-776270



Panel mount kit 19" with 19" sides



Window channel moulding kit - Flag moulding kit



Unit Identification Strips



Reverse Unit Identification Strips




2 castors kit - 80 Kg static load un/bracked



Plinths kit 100 mm



2 castors kit - 115 Kg static load un/braked




Castors and feet kit

# IMAGE®

## Accessories

### Fixed shelves kit - Load reating 100 Kg


Description	Order code
370 mm deep fixed shelves kit (600/800 deep version)	<a href="#">VK385-776192</a>
470 mm deep fixed shelves kit (600/800 deep version)	<a href="#">VK385-775730</a>
570 mm deep fixed shelves kit (800 deep version)	<a href="#">VK385-776194</a>
670 mm deep fixed shelves kit (800 deep version)	<a href="#">VK385-775732</a>
670 mm deep fixed shelves kit (1000 deep version)	<a href="#">VT584-000133</a>
770 mm deep fixed shelves kit (1000 deep version)	<a href="#">VT584-000134</a>



Fixed shelves kit

### Adjustable fixed shelf

Description	Order code
Adjustable fixed shelf (from 550 mm up to 900 mm)	<a href="#">VT584-000366</a>




Adjustable fixed shelf

### Sliding shelves kit - Load reating 35 Kg

Description	Order code
425 mm deep sliding shelf kit (600/800 deep version)	<a href="#">VK385-776368</a>
625 mm deep sliding shelf kit (800 deep version)	<a href="#">VK385-776369</a>

### Sliding shelves kit - Load reating 100 Kg

Description	Order code
625 mm deep sliding shelf kit (1000 deep version)	<a href="#">VT584-000151</a>
825 mm deep sliding shelf kit (1000 deep version)	<a href="#">VT584-000152</a>



Sliding shelves kit

### 19" Cantilever shelves kit


Description	Order code
255 mm deep 19" cantilever shelves kit	<a href="#">VK593-599790</a>
400 mm deep 19" cantilever shelves kit	<a href="#">VK593-599791</a>

### 19" Din bar panel kit

Description	Order code
19" Din bar panel kit RAL 9005	<a href="#">VT390-787644</a>




19" Din bar panel kit



19" Cantilever shelves kit

## 19" Sliding drawing kit


Description	Order code
19" 2U sliding drawing kit RAL 9005	VT390-784799



19" Sliding drawing kit

## 19" Cantilever sliding keyboard

Description	Order code
19" cantilever sliding keyboard shelves kit	VK385-775709



19" Cantilever sliding keyboard

## Secure box

Description	Order code
Sensible equipment secure box 2U 19" 600 mm	VT584-000537




Secure box

## Chassis support

Description	Black RAL 9005	Zinc plated 'conductive'
	Order code	Order code
370 mm chassis support kit (600/800 mm depth version)	VK385-776268	VT390-787965
470 mm chassis support kit (600/800 mm depth version)	VK385-775952	VT390-787966
570 mm chassis support kit (800/1000 mm depth version)	VK385-776252	VT390-787528
670 mm chassis support kit (800/1000 mm depth version)	VK385-775953	VT390-787537
770 mm chassis support kit (1000 mm depth version)	VK385-776253	VT390-787967



Chassis support black version



Chassis support zinc plated version

# IMAGE®

## Accessories

### Cantilever Support

Description	Order code
Cantilever support to organize horizontal cables	<a href="#">VT584-000252</a>

### Cable bar 19"


Description	Order code
Cable bar 19" black	<a href="#">VK385-776416</a>

### Single and double cable hoops kit


Description	Order code
Double cable metal hoops kit of 10	<a href="#">VK385-775723</a>
Single cable metal hoops kit of 10	<a href="#">VK385-775724</a>
Single cable plastic hoops kit of 10	<a href="#">VK385-776232</a>

### Cable management panels

Description	Order code
1U 19" cable management panel w/ metal hoops	<a href="#">VK385-776196</a>
1U 19" cable management panel w/plastic hoops	<a href="#">VK385-776229</a>
Brush strip panel 1U black	<a href="#">VK385-776414</a>
Cable entry panel 2U black	<a href="#">VK385-776413</a>
Black cable management panel 2U	<a href="#">VK385-776415</a>



Cantilever Support



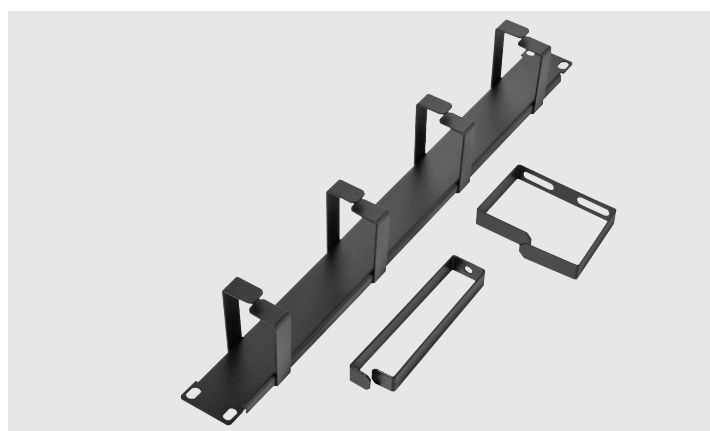
Cable bar 19"



Single cable metal hoops kit




Single cable plastic hoops kit




Cable management panels kit



Cable entry panel 2U



Cable management panel w/ plastic hoops




Cable management panel 2U

## 19" closing panels

Description	Order code
1U 19" blank panel - black (RAL 9005) finishing	VK385-775905
2U 19" blank panel - black (RAL 9005) finishing	VK385-775906
3U 19" blank panel - black (RAL 9005) finishing	VK385-775907
4U 19" blank panel - black (RAL 9005) finishing	VK385-775908
5U 19" blank panel - black (RAL 9005) finishing	VK385-775909
1U 19" steel vented panel - black (RAL 9005) finishing	VT555-501531
2U 19" steel vented panel - black (RAL 9005) finishing	VT555-501532
1U Quickfix blank panel kit 100 pcs. - plastic RAL 7016 finishing	VA584-000571




1U 19" steel blank panels



3U 19" steel blank panels




19" plastic blank panels



19" steel vented panels

## Cable management kit for top of the cabinet

Description	Order code
Cable tray for rack cover 600 mm wide	VK385-776418
Cable tray for rack cover 800 mm wide	VK385-776419



Cable management kit for top of the cabinet

## 180 mm cable trays kit

Description	Order code
Cable tray kit 27U - 180 mm wide	VK385-775713
Cable tray kit 36U - 180 mm wide	VK385-775714
Cable tray kit 43U - 180 mm wide	VK385-775715
Cable tray kit 47U - 180 mm wide	VK385-775850



180 mm cable trays kit

### Extension plinth

Description	Order code
Extension plinth to be used w/castors for 600 mm wide rack	<a href="#">VK385-775863</a>
Extension plinth to be used w/castors for 800 mm wide rack	<a href="#">VK385-775864</a>
Extension plinth to be used w/adjustable feet for 600 mm wide rack	<a href="#">VK385-776214</a>
Extension plinth to be used w/adjustable feet for 800 mm wide rack	<a href="#">VK385-776216</a>



Extension plinth

### Lifting eyes kit

Description	Order code
Lifting eyes kit - Load capacity 320 Kg x 4	<a href="#">VT385-776187</a>



Lifting eyes kit

### Baying kit

Description	Order code
Baying kit	<a href="#">VK385-775545</a>

### Document holder

Description	Order code
Document holder A4 size	<a href="#">VT802-553081</a>



Document holder

### Magnetic lights

Description	Order code
NEON Light 900Lm, low power consumption, 11W 16A with integrated Schuko socket	<a href="#">VA802-562179</a>
NEON Light 900Lm, low power consumption, 11W 16A with BS1363 socket	<a href="#">VA803-563580</a>
Power Cord 1,5 mt unterminated to Schuko plug	<a href="#">VA802-562180</a>
Power Cord 2 mt unterminated to BS 1363/A plug	<a href="#">VA803-561559</a>
LED Light KIT 400Lm with power ON/OFF	<a href="#">VT802-510011</a>
LED Light KIT 400Lm with movement sensor	<a href="#">VT802-510014</a>
Power Cord 1,5 mt unterminated to Schuko plug	<a href="#">VA802-562180</a>
Power Cord 2 mt unterminated to BS 1363/A plug	<a href="#">VA802-590945</a>



Magnetic light



LED kit

## Vertical PDU support

Description	Order code
Preassembled customized kit PDU with brackets	on request
Preassembled kit PDU with brackets for rack 42U, fixing included	<a href="#">VT390-787968</a>
Preassembled kit PDU with brackets for rack 47U, fixing included	<a href="#">VT390-787969</a>

## Caged nuts and fixings


Description	Order code
M6 caged nuts kit 50 pcs.	<a href="#">VK385-776190</a>
M6 x 12 mm pozzi drive screws and cup washers kit 50 pcs.	<a href="#">VK385-776191</a>

## Earth continuity


Description	Order code
Earth continuity kit	<a href="#">VK385-775726</a>
Equipment busbar for cabinets - 1 off	<a href="#">VT802-556088</a>
Earthing bar 13U for cabinets	<a href="#">VT802-552929</a>
Earthing bar 27U for cabinets	<a href="#">VT802-552930</a>
Earthing bar 39U for cabinets	<a href="#">VT802-552931</a>



Vertical PDU support



Caged nuts and fixings



Busbar systems



Earthing bars

### Power Distribution Unit

#### 1U 19" rackmount multistandard aluminum PDU


N. sockets	A	Protection	Cable & Plug	Order code
6	16A	--	2 mt + Schuko	<a href="#">C06ALMST-SI2S</a>
6	16A	illuminated switch	2 mt + Schuko	<a href="#">C06ALMST-IL2S</a>
7	16A	2P+N MGT	2 mt + Schuko	<a href="#">C07ALMST-MT2S</a>
8	16A	--	2 mt + Schuko	<a href="#">C08ALMST-SI2S</a>
8	16A	illuminated switch	2 mt + Schuko	<a href="#">C08ALMST-IL2S</a>



Multistandard aluminum PDU

#### 1U 19" rackmount multistandard steel PDU

N. sockets	A	Protection	Cable & Plug	Order code
6	16A	--	2 mt + Schuko	<a href="#">K06MET-SI2S</a>
6	16A	illuminated switch	2 mt + Schuko	<a href="#">K06MET-IL2S</a>
6	16A	2P+N MGT	2 mt + Schuko	<a href="#">K06MET-MT2S</a>
8	16A	--	2 mt + Schuko	<a href="#">K08MET-SI2S</a>
8	16A	illuminated switch	2 mt + Schuko	<a href="#">K08MET-IL2S</a>
9	16A	2P+N MGT	2 mt + Schuko	<a href="#">K09MET-MT2S</a>



Multistandard steel PDU

#### Multistandard aluminum vertical PDU

N. sockets	A	Protection	Cable & Plug	Order code
12	16A	2P+N MGT	2 mt + Schuko	<a href="#">C12ALMST-MT2S</a>
12	16A	illuminated switch	2 mt + Schuko	<a href="#">C12ALMST-IL2S</a>
16	16A	illuminated switch	2 mt + Schuko	<a href="#">C16ALMST-IL2S</a>
16	16A	2P+N MGT	2 mt + Schuko	<a href="#">C16ALMST-MT2S</a>




Multistandard aluminum vertical PDU

#### 1U 19" rackmount IEC C13 steel PDU

N. sockets	A	Protection	Cable & Plug	Order code
8	16A	illuminated switch	2 mt + Schuko	<a href="#">C08MET-16AC13IECIL2S</a>
8	16A	2P+N MGT	2 mt + Schuko	<a href="#">C08MET-16AC13IECMT2S</a>
12	16A	illuminated switch	2 mt + Schuko	<a href="#">C12MET-16AC13IECIL2S</a>
16	16A	--	3 mt + IEC 60309	<a href="#">K16MET-16AC13IECIND3MT</a>
16	32A	--	3 mt + IEC 60309	<a href="#">K16MET-32AC13IECIND3MT</a>



IEC C13 8/12 sockets steel PDU



IEC C13 16 sockets steel PDU



**IMAGE® Application: Industry**

IMAGE® cabinet divided in three sections: the monitor is hosted in the upper area with glass door, the keyboard is accommodated in the 2U drawer and the 20U bottom section offers a side access sliding shelf for printer and computer.



**IMAGE® Application: Datacom**

IMAGE® equipped with sound-absorbing material to reduce the noise generated by the servers for improving the quality of working environment.



**IMAGE® Application: Industry**

IMAGE® 27U in 300 mm depth slim execution. Double glass front door with key lock to keep a good visibility of the equipment installed inside the cabinet



**IMAGE® Application: Industry**

IMAGE® 43U 600 x 800 with the adjustable 19" panel mounting angles assembled on insulators to ensure a completely independent grounding of the equipment from the structure of the cabinet.

**IMAGE®**



**IMAGE® Application: Datacom**

IMAGE® 47U 800 x 800 with front glass door and on side 19" mounting angles.



**IMAGE® Application: Datacom**

IMAGE® with side extension cable area.



**IMAGE® Applicazione: Datacom**

IMAGE® 42U 800 x 1000 with "multiclass" reader badge and electrical swing handle on front and rear door for remote access control.



**IMAGE® Application: Datacom**

IMAGE® 45U 800 x 1000 with zinc plated 19" panel mounting and side supports. Front and rear vented door are equipped with swing handle and electric lock managed by a numeric keypad for access control.



**IMAGE® Application: Datacom**

Cabinet with double glass door and custom painting.



**IMAGE® Application: Datacom**

IMAGE® with custom front door requested by Customer.



**IMAGE® Application: Datacom**

IMAGE® 47U 600x1000 with front and rear double vented door to reduce space between cabinet row. The rear 19" panel mounting angles are split in three sections for multi-vendor servers application. The front and rear door have a combination lock for access control.



**IMAGE® Application: Industry**

IMAGE® 43U 800 x 800 with 19" panel mounting angles positioned on one side of the cabinet creating a zone of about 200mm available to the installation of other non 19" equipment. Front and rear metal doors with swing handle and a three point locking system. The 100mm plinth with removable vented panels mounts caster wheels to facilitate movement of the cabinet on site and leveling feet.

GOMA ELETTRONICA SpA  
10146 Torino - Italy  
Strada Antica di Collegno, 225

Tel: +39 011 7725024  
Fax: +39 011 712298

[www.gomaelettronica.it](http://www.gomaelettronica.it)

All trademarks are the property of their respective  
owners GOMA ELETTRONICA SpA • P-CTG-EN1118