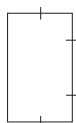


Type
Q 4

56 x 40 x 23 mm



Entries


Description

IP 20 junction box, according to VDE 0711, $U_i=400\text{ V}$,
 4 entries with strain relief,
 2 entries can be reached from the top, strain relief clamp
 for pendant lights, with external fixing lugs


New
Q4 – empty, grey
Order No.
Packing Qty

334 904 01

25

Mini 25

89 x 43 x 37 mm



Entries



IP 55 junction box according to E DIN IEC 60998-2-5, $U_i=400\text{ V}$,
 10 entries, 2 bottom entries,
 suitable for cramped installation environments
 such as suspended ceilings and cable conduits,
 complete with piercing tool and seals,
 external fixing lugs

Mini 25 – empty, grey,
 for VDE approved single terminals

310 908 01

40

Mini 25 – 2,5², grey,
 3 interlockable screw terminals 2,5mm²

310 408 01

40

Mini 25 - SL, grey,
 3 screwless terminals 5 x 1,0-2,5 mm²

310 808 01

40

Sd 7

75 x 75 x 37 mm



Entries



IP 55 junction box according to E DIN IEC 60998-2-5, $U_i=400\text{ V}$,
 7 entries, 3 bottom entries,
 complete with piercing tool and seals,
 external fixing lugs

Sd 7 – empty, grey,
 for VDE approved single terminals

332 907 01

60

Sd 7 – 2,5², grey,
 5 interlockable screw terminals 2,5 mm²

332 407 01

60

Sd 7 – SL, grey,
 5 screwless terminals 5 x 1,0-2,5 mm²

332 807 01

60

RED RANGE

Type

Q 12

85 x 85 x 37 mm



Entries



Description

IP 20 junction box according to E DIN IEC 60998-2-5, $U_i = 400$ V, 12 entries with strain relief according to VDE 0606, 7 entries can be reached from the top, 3 bottom entries, with external fixing lugs

New

Q 12 – empty, grey,

for VDE approved single terminals

Order No.

Packing Qty

334 912 01

60

Q 12 – 2,5², grey,

5 interlockable screw terminals 2.5 mm²

334 412 01

60

Q 12 – SL, grey,

5 screwless terminals 5 x 1.0-2.5 mm²

334 812 01

60

Q 12 – Logic, grey,

els-Logic terminal with 5 x 1.0-2.5 mm²

334 312 01

60

i 12

85 x 85 x 37 mm



Entries



IP 55 junction box according to E DIN IEC 60998-2-5, $U_i = 400$ V, 12 entries, 3 bottom entries, complete with piercing tool and seals, external fixing lugs

i 12 – empty, grey,

for VDE approved single terminals

332 912 01

60

i 12 – empty, white,

for VDE approved single terminals

332 612 01

60

i 12 – 2,5², grey,

5 interlockable screw terminals 2,5 mm²

332 412 01

60

i 12 – SL, grey,

5 screwless terminals 5 x 1,0-2,5 mm²

332 812 01

60

i 12 – empty, red,

for identification of safety circuits in communal buildings to DIN VDE 0108

332 712 01

60

i 12 – Logic, grey,

els-Logic terminal with 5 x 1,0-2,5 mm²

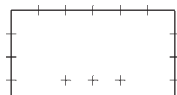
332 312 01

60

New

i 16

130 x 85 x 37 mm



Entries



IP 55 junction box according to E DIN IEC 60998-2-5, $U_i = 400$ V, 16 entries, 3 bottom entries, complete with piercing tool and seals, external fixing lugs

i 16 – empty, grey,

for VDE approved single terminals

333 916 01

40

i 16 – 2,5², grey,

5 interlockable screw terminals 2,5 mm²

333 416 01

40

i 16 – SL, grey,

5 screwless terminals 5 x 1,0-2,5 mm²

333 816 01

40

i 16 – Logic, grey,

els-Logic terminal with 5 x 1,0-2,5 mm²

333 316 01

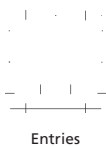
40

New

Type

2K-12

85 x 85 x 37 mm



Entries



Description

IP 55 junction box according to E DIN IEC 60998-2-5, $U_i=400$ V, 12 entries, 2 bottom entries, with soft self sealing entry membranes, seal range for conductors from 2 - 14 mm

2K-12 – empty, grey

2K-12 – empty, white

2K-12 – SL, grey, 5 screwless terminals 5 x 1,0-2,5 mm²

2K-12 – SL, white, 5 screwless terminals 5 x 1,0-2,5 mm²

2K-12 – 2,5², grey, pole screw terminal 2,5/4,0 mm²

2K-12 – 2,5², white, pole screw terminal 2,5/4,0 mm²

2K-12 – Logic, grey, els-Logic terminal with 5 x 1,0-2,5 mm²

New

Order No.

Packing Qty

344 912 01

50

344 612 01

50

344 812 01

50

344 512 01

50

344 412 01

50

344 112 01

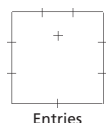
50

344 312 01

50

AP 7

78 x 78 x 27 mm



Entries



IP 30 surface-mounted junction box according to DIN VDE 0606, $U_i=400$ V, 7 entries, 1 bottom entry

AP 7 – empty,

white

AP 7 – 2,5²,

white, 5 screw terminals 2,5 mm²

315 607 01

50

315 107 01

50

Recommended accessories:

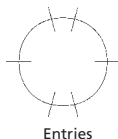
IP 30 mini-conduit adapter, white

233 430 01

600 / 100

UP 6

80 mm Ø, Höhe 32 mm



Entries



IP 54 flush-mounted box according to DIN VDE 0606, $U_i=400$ V, with self-sealing entry membranes and separate flush-fitting lid

UP 6 – empty,

grey

UP 6 – 2,5²,

grey, 5-pole terminal 2,5 mm²

306 906 01

50

306 406 01

50

Cable splicing sleeve



IP 54 cable splicing sleeve according to VDE 0606, $U_i=400$ V, with terminal block insert, for fixed installation with cleat

KVM 025,

grey, 5 x 2,5 mm²

305 425 01

10

KVM 060,

grey, 5 x 6 mm²

305 460 01

10

EIB Junction box



IP 30 junction box, 20 mm high, 60 mm Ø, with lid, for connecting data cables, suitable for fitting into any normal commercial flush mounted, cavity wall or ceiling box, 7 entries in box, 3 entries in lid

EIB 10 - empty,

grey

305 907 01

50