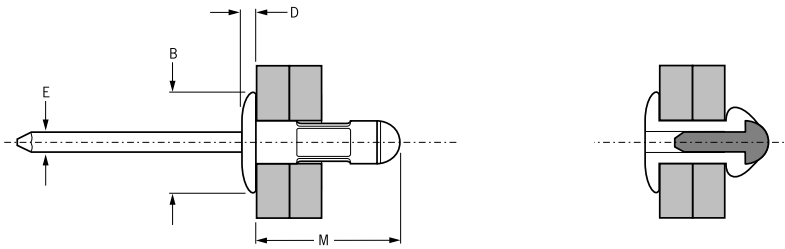




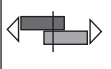



English	Français	Deutsch	Italiano	Español
Dome head	Tête plate	Flachrundkopf	Testa tonda	Cabeza alomada
Body: Aluminium alloy* (2.5 % Mg) Natural	Corps: Alliage d'aluminium* (2.5% Mg) Brut	Hülse: Aluminium* (2.5 % Mg) Blank	Corpo: Lega di alluminio* (2.5% Mg) Nessuna finitura	Cuerpo: Aluminio* (2.5% Mg) Natural
Stem: Stainless steel** Natural	Tige: Inox** Brut	Dorn: Edelstahl** Blank	Gambo: Acciaio inox** Nessuna finitura	Vástago: Acero inoxidable** Natural

*: AA 5052, DIN 1725, AlMg2.5, Werkstoff 3.3523

** : ø 3.0 - 4.0: X5CrNi 18-10, Werkstoff 1.4301; ø 4.8: X3CrNiCu 18-9-4, Werkstoff 1.4567



ø nom.					M max.	øB max.	D max.	øE max.	 kN ¹⁾	 kN ¹⁾	Part No/ref
	min.	max.	min.	max.							
3.0	0.8	4.3	3.1	3.3	9.1	6.7	1.3	1.7	0.70	0.98	01663-05307
3.2 (1/8")	0.8	4.8	3.3	3.4	10.4	6.7	1.3	1.8	0.73	1.02	01663-00410
	1.2	6.3			12.0						01663-00412
	4.0	7.9			13.6						01663-00414
	5.5	9.5			16.0						01663-00416
4.0 (5/32")	0.8	4.7	4.1	4.2	10.7	8.2	1.6	2.2	1.13	1.67	01663-00510
	1.2	6.3			12.5				1.04		01663-00512
	4.0	9.5			16.2				1.04		01663-00516
	6.4	12.7			19.6				1.04		01663-00521
4.8 (3/16")	1.6	6.3	4.9	5.0	13.9	10.1	1.8	2.9	1.53	2.33	01663-00613
	4.8	11.1			18.7				1.31		01663-00619
	4.8	12.7			20.2				1.31		01663-00621
	12.7	19.8			28.2				1.42		01663-00631

all dimensions in mm / en millimètre / alle Maße in mm / in millimetri / en milímetros

1) typical values / valeurs moyennes / typische Werte / Valori tipici / valores típicos