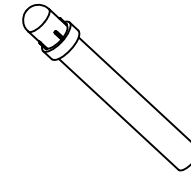
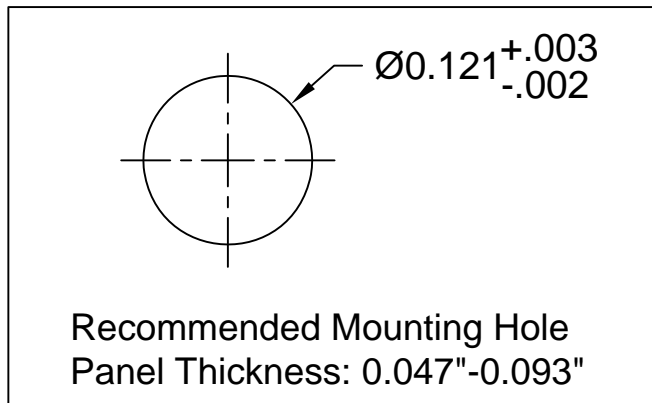
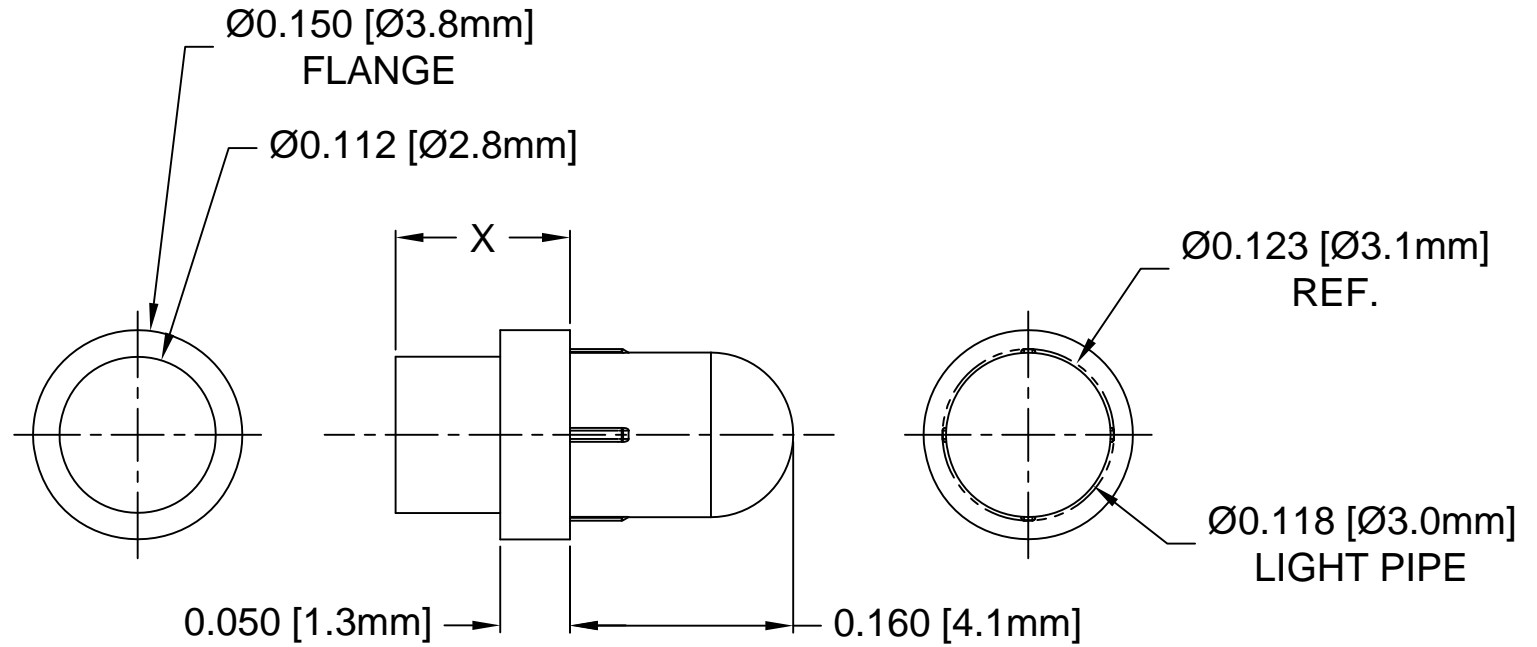


REV.	DESCRIPTION	DATE	APPROVED
L	Updated General Specifications Note 1.	10/01/12	T. Y.
M	Added .175" and .200" Lengths To Offering List.	02/27/14	J. C.
P	Added Panel Thicknes.	05/01/15	J. C.
Q	Added .100", .188", .313" Lengths to Offering List.	05/27/15	J. C.
R	Added Metric Lengths to Offering List.	07/15/15	J. C.

Part No.	X = Body Length
PLP1-100	0.100 (2.5mm)
PLP1-125	0.125 (3.2mm)
PLP1-175	0.175 (4.4mm)
PLP1-188	0.188 (4.8mm)
PLP1-200	0.200 (5.1mm)
PLP1-250	0.250 (6.4mm)
PLP1-313	0.313 (7.9mm)
PLP1-350	0.350 (8.9mm)
PLP1-375	0.375 (9.5mm)
PLP1-460	0.460 (11.7mm)
PLP1-500	0.500 (12.7mm)
PLP1-625	0.625 (15.9mm)
PLP1-750	0.750 (19.0mm)
PLP1-3MM	3mm (0.118")
PLP1-4MM	4mm (0.157")
PLP1-5MM	5mm (0.197")
PLP1-6MM	6mm (0.236")
PLP1-7MM	7mm (0.276")
PLP1-8MM	8mm (0.315")
PLP1-9MM	9mm (0.354")
PLP1-10MM	10mm (0.394")



2. MATERIAL: POLYCARBONATE, 94V-0, CLEAR. BIVAR MATERIAL CODE 47-CR.

1. GENERAL SPECIFICATIONS: BIVAR MOLDED COMPONENT SPECIFICATION BV00-E101 and BSMC-1001.

STANDARD TOLERANCE (UNLESS OTHERWISE SPECIFIED)		BIVAR®	
DECIMALS	ANGULAR	4 THOMAS, IRVINE, CA. 92618	
.X ± .1	X° ± 1°	TEL: (949) 951-8808 FAX: (949) 951-3974	
.XX ± .01		TITLE: PRESS-FIT, PANEL MOUNT, LIGHT PIPE, ROUND TOP	
.XXX ± .005		PART NO: PLP1-XXX	REVISION: R
DESIGNED: Michael Chen	DATE: 01/16/02	CAGE CODE : 32559	SHEET # 1 OF 1
CHECKED: E. M. Muldoon	DATE: 04/26/02	CAD GENERATED DOCUMENT. DO NOT MEASURE DRAWING.	