




TE Internal #: 1827685-4

Board-to-Board, 7 Position, 2 mm [.079 in] Centerline, Receptacle, 30 VDC, Right Angle, Printed Circuit Board, Power & Signal, DC Jack Connectors

[View on TE.com >](#)

Connectors > PCB Connectors > Battery Connectors & Holders > DC Jack Connectors



Connector System: **Board-to-Board**

Number of Positions: **7**

Centerline (Pitch): **2 mm [.079 in]**

Connector & Housing Type: **Receptacle**

Operating Voltage: **30 VDC**

Features

Product Type Features

Connector System	Board-to-Board
Connector & Housing Type	Receptacle
Connector & Contact Terminates To	Printed Circuit Board

Configuration Features

Number of Positions	7
PCB Mount Orientation	Right Angle

Electrical Characteristics

Operating Voltage	30 VDC
-------------------	--------

Contact Features

Contact Current Rating (Max)	6 A
------------------------------	-----

Mechanical Attachment

PCB Mount Retention	Without
Connector Mounting Type	Board Mount

Housing Features



Centerline (Pitch)	2 mm[.079 in]
--------------------	---------------

Usage Conditions

Operating Temperature Range	-20 – 80 °C[-4 – 176 °F]
-----------------------------	--------------------------

Operation/Application

Circuit Application	Power & Signal
---------------------	----------------

Product Compliance

For compliance documentation, visit the product page on [TE.com](#)>

EU RoHS Directive 2011/65/EU	Compliant
EU ELV Directive 2000/53/EC	Compliant
China RoHS 2 Directive MIIT Order No 32, 2016	No Restricted Materials Above Threshold
EU REACH Regulation (EC) No. 1907/2006	Current ECHA Candidate List: JAN 2025 (247) Candidate List Declared Against: JUNE 2024 (241) Does not contain REACH SVHC
Halogen Content	Low Halogen - Br, Cl, F, I < 900 ppm per homogenous material. Also BFR/CFR/PVC Free
Solder Process Capability	Wave solder capable to 265°C

Product Compliance Disclaimer

This information is provided based on reasonable inquiry of our suppliers and represents our current actual knowledge based on the information they provided. This information is subject to change. The part numbers that TE has identified as EU RoHS compliant have a maximum concentration of 0.1% by weight in homogenous materials for lead, hexavalent chromium, mercury, PBB, PBDE, DBP, BBP, DEHP, DIBP, and 0.01% for cadmium, or qualify for an exemption to these limits as defined in the Annexes of Directive 2011/65/EU (RoHS2). Finished electrical and electronic equipment products will be CE marked as required by Directive 2011/65/EU. Components may not be CE marked. Additionally, the part numbers that TE has identified as EU ELV compliant have a maximum concentration of 0.1% by weight in homogenous materials for lead, hexavalent chromium, and mercury, and 0.01% for cadmium, or qualify for an exemption to these limits as defined in the Annexes of Directive 2000/53/EC (ELV). Regarding the REACH Regulation, the information TE provides on SVHC in articles for this part number is based on the latest European Chemicals Agency (ECHA) ‘Guidance on requirements for substances in articles’ posted at this URL: <https://echa.europa.eu/guidance-documents/guidance-on-reach>

Compatible Parts





TE Part # 1827654-1
2mm pitch Battery Plug Assy. 7Pos.
H=4.0



TE Part # 1932154-1
2mm pitch Battery Plug Assy.7Pos
Reverse

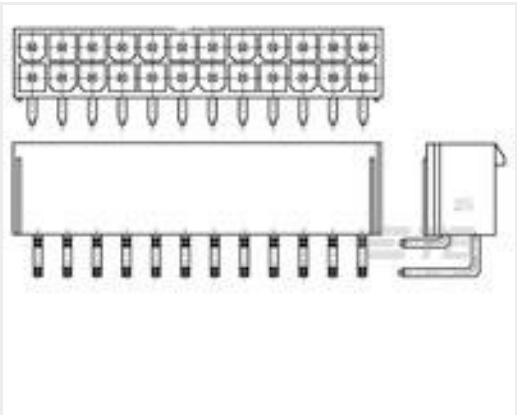


TE Part # 1827654-2
2mm pitch Battery Plug Assy. 7P. H=4.0




TE Part # 1-1827654-1
2mm pitch Battery Plug Assy. 7Pos.
H=4.0


Customers Also Bought




TE Part #1586041-4
4P VAL-U-LOK R/A HDR V2




TE Part #3-1879216-0
CPF0402 120K 0.1% 25PPM 1K RL




TE Part #4-794618-8
18P MICRO MNL ASSY R/A HDR LF




TE Part #1-87499-4
08 MODIV HSG COMP SR .100CL




TE Part #1462042-8
IMC03GR=IM RELAY 140mW 5V 1CO




TE Part #CAT-C73765-M1A
M8 Panel Mount Solder Cups



TE Part #1838893-3
M12 Mtl MALE PNL CONN. Sldr Re



TE Part #4-1879021-7
SMW3 8R2 5%



TE Part #87499-4
02 MODIV HSG COMP SR .100CL

Documents

- CAD Files

3D PDF

3D

Customer View Model

ENG_CVM_CVM_1827685-4_C.2d_dxf.zip

English

Customer View Model

ENG_CVM_CVM_1827685-4_C.3d_igs.zip

English



Customer View Model

[ENG_CVM_CVM_1827685-4_C.3d_stp.zip](#)

English

By downloading the CAD file I accept and agree to the [Terms and Conditions](#) of use.

Datasheets & Catalog Pages

[2_PIECE_POWER_CONNECTORS_qrg_4-1773458-1](#)

English

Product Specifications

[Product Specification](#)

English