


## PCB terminal block - SPTAF 1/ 9-3,5-LL - 1864354

Please be informed that the data shown in this PDF Document is generated from our Online Catalog. Please find the complete data in the user's documentation. Our General Terms of Use for Downloads are valid (<http://phoenixcontact.com/download>)

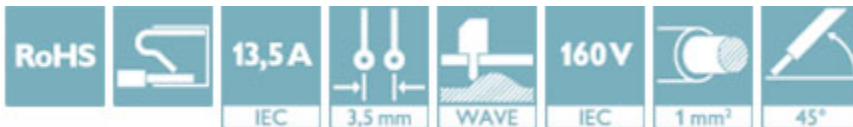
PCB terminal block, nominal current: 13.5 A, nom. voltage: 160 V, pitch: 3.5 mm, number of positions: 9, connection method: Push-in spring connection, mounting: Wave soldering, conductor/PCB connection direction: 45 °, color: green




The figure shows a 10-position version of the product

### Why buy this product

- ✓ Time saving push-in connection, tools not required
- ✓ Defined contact force ensures that contact remains stable over the long term
- ✓ Finger-operated and fixable release button for very convenient operation
- ✓ Small component size for applications where space is at a premium
- ✓ Quick and convenient testing using integrated test option



### Key Commercial Data

Packing unit	1 STK
Minimum order quantity	50 STK
GTIN	 4 055626 246536
GTIN	4055626246536
Weight per Piece (excluding packing)	4.800 g
Custom tariff number	85369010
Country of origin	Germany

### Technical data

#### Dimensions

Length [ l ]	11 mm
Pitch	3.5 mm
Dimension a	28 mm

# PCB terminal block - SPTAF 1/ 9-3,5-LL - 1864354

## Technical data

### Dimensions

Width [ w ]	33 mm
Constructional height	10.9 mm
Height [ h ]	13.5 mm
Solder pin [P]	2.6 mm
Pin dimensions	0,75 x 0,3 mm
Pin spacing	5 mm
Hole diameter	1.1 mm

### General

Range of articles	SPTAF 1/...-LL
Rated surge voltage (III/3)	2.5 kV
Rated surge voltage (III/2)	2.5 kV
Rated surge voltage (II/2)	2.5 kV
Rated voltage (III/3)	160 V
Rated voltage (III/2)	160 V
Rated voltage (II/2)	320 V
Connection in acc. with standard	EN-VDE
Nominal current $I_N$	13.5 A
Nominal cross section	1 mm <sup>2</sup>
Solder pin surface	Sn
Stripping length	8 mm
Number of positions	9

### Connection data

Conductor cross section solid min.	0.2 mm <sup>2</sup>
Conductor cross section solid max.	0.75 mm <sup>2</sup>
Conductor cross section flexible min.	0.2 mm <sup>2</sup>
Conductor cross section flexible max.	1 mm <sup>2</sup>
Conductor cross section flexible, with ferrule without plastic sleeve min.	0.25 mm <sup>2</sup>
Conductor cross section flexible, with ferrule without plastic sleeve max.	0.5 mm <sup>2</sup>
Conductor cross section flexible, with ferrule with plastic sleeve min.	0.25 mm <sup>2</sup>
Conductor cross section flexible, with ferrule with plastic sleeve max.	0.5 mm <sup>2</sup>
Conductor cross section AWG min.	24
Conductor cross section AWG max.	18

### Standards and Regulations

Connection in acc. with standard	EN-VDE
----------------------------------	--------

### Environmental Product Compliance

# PCB terminal block - SPTAF 1/ 9-3,5-LL - 1864354

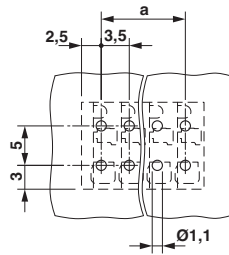
## Technical data

### Environmental Product Compliance

China RoHS	Environmentally friendly use period: unlimited = EFUP-e
	No hazardous substances above threshold values

## Drawings

Drilling diagram



## Classifications

### eCl@ss

eCl@ss 5.0	27260701
eCl@ss 5.1	27260701
eCl@ss 8.0	27440401
eCl@ss 9.0	27440401

### ETIM

ETIM 5.0	EC002643
ETIM 6.0	EC002643

### UNSPSC

UNSPSC 13.2	39121432
-------------	----------

## Approvals

### Approvals

Approvals


cULus Recognized

Ex Approvals

## PCB terminal block - SPTAF 1/ 9-3,5-LL - 1864354

### Approvals

#### Approval details

cULus Recognized		<a href="http://database.ul.com/cgi-bin/XYV/template/LISEXT/1FRAME/index.htm">http://database.ul.com/cgi-bin/XYV/template/LISEXT/1FRAME/index.htm</a>	E60425-20061129
	B	D	
mm <sup>2</sup> /AWG/kcmil	24-16	24-16	
Nominal current I <sub>N</sub>	8 A	8 A	
Nominal voltage U <sub>N</sub>	300 V	300 V	

### Accessories

#### Accessories

##### Screwdriver tools

Screwdriver - SZF 0-0,4X2,5 - 1204504



Actuation tool, for ST terminal blocks, also suitable for use as a bladed screwdriver, size: 0.4 x 2.5 x 75 mm, 2-component grip, with non-slip grip