

Rear panel feed-through - SF-7EP1N8ACLDL - 1607056

Please be informed that the data shown in this PDF Document is generated from our Online Catalog. Please find the complete data in the user's documentation. Our General Terms of Use for Downloads are valid
(<http://phoenixcontact.com/download>)



Rear panel feed-through, straight long, Screw locking, M23, Number of positions: 4+3+PE, Type of contact: Male connector, Crimp connection, Axial O-ring, 4xM3, shielded: yes, Cable diameter: 7.5 mm...18 mm



Key Commercial Data

| | |
|--------------------------------------|--|
| Packing unit | 1 pc |
| GTIN |  4 046356 253833 |
| Weight per Piece (excluding packing) | 132.9 g |
| Custom tariff number | 85366990 |
| Country of origin | Germany |
| Note | Made to Order (non-returnable) |

Technical data

General

| | |
|--|--|
| Note | Order information Order crimp contacts 4 x Ø 1 mm, 4 x Ø 2 mm separately |
| Type of locking | Screw locking |
| Coding | N |
| Contact connection method | Crimp connection |
| Type of contacts | Male connector |
| Number of positions | 8 |
| Contact diameter of power contacts | 2 mm |
| Nominal current per power contact at 25°C | 30 A |
| Contact diameter of signal contacts | 1 mm |
| Nominal current per signal contact at 25°C | 9 A |
| Conductor entry | 7.5 mm ... 18 mm |
| Pg housing screw connection | none |
| Mounting type | 4xM3 |

Ambient conditions

Rear panel feed-through - SF-7EP1N8ACLDL - 1607056

Technical data

Ambient conditions

| | |
|----------------------|-------------------|
| Ambient temperature | -40 °C ... 125 °C |
| Degree of protection | IP67 |

Material

| | |
|----------------------------|--|
| Housing material | Turned parts: copper zinc alloy (CuZn), die-cast parts: zinc (GD-Zn) |
| Insulator material | PA 66 |
| Gasket and O-ring material | FPM |

Specifications according to DIN EN 61984:2001

| | |
|--|--------|
| Installation height max. | 3000 m |
| Nominal / operating voltage of power contacts | 630 V |
| Rated surge voltage of power contacts | 6 kV |
| Overvoltage category of power contacts | III |
| Degree of pollution of power contacts | 3 |
| Nominal / operating voltage of signal contacts | 250 V |
| Overvoltage category of signal contacts | III |
| Degree of pollution of signal contacts | 3 |

Classifications

eCl@ss

| | |
|------------|----------|
| eCl@ss 4.0 | 272607xx |
| eCl@ss 4.1 | 27260701 |
| eCl@ss 5.0 | 27260701 |
| eCl@ss 5.1 | 27260701 |
| eCl@ss 6.0 | 27260708 |
| eCl@ss 7.0 | 27440312 |
| eCl@ss 8.0 | 27440103 |

ETIM

| | |
|----------|----------|
| ETIM 3.0 | EC001121 |
| ETIM 4.0 | EC001121 |
| ETIM 5.0 | EC002061 |

UNSPSC

| | |
|---------------|----------|
| UNSPSC 6.01 | 43172015 |
| UNSPSC 7.0901 | 43201404 |
| UNSPSC 11 | 43172015 |
| UNSPSC 12.01 | 43201404 |
| UNSPSC 13.2 | 43201404 |

Rear panel feed-through - SF-7EP1N8ACLDL - 1607056

Approvals

Approvals


Approvals

UL Recognized / EAC / cUL Recognized

Ex Approvals

Approvals submitted

Approval details

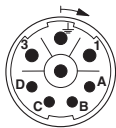
| | |
|--|-------|
| UL Recognized  | |
| mm²/AWG/kcmil | 4.0 |
| Nominal current I _N | 27 A |
| Nominal voltage U _N | 600 V |

| |
|-----|
| EAC |
|-----|

| | |
|--------------------------------|-------|
| cUL Recognized | |
| mm²/AWG/kcmil | 4.0 |
| Nominal current I _N | 18 A |
| Nominal voltage U _N | 600 V |

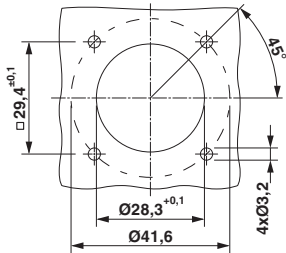
Drawings

Schematic diagram



Connector pin assignment

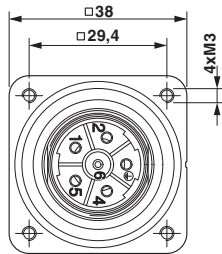
Dimensional drawing



Installation dimensions

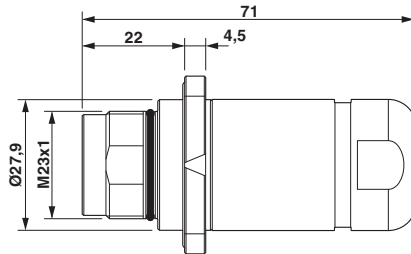
Rear panel feed-through - SF-7EP1N8ACLDL - 1607056

Dimensional drawing



Flange dimensions

Dimensional drawing



Dimensional drawing

Diagram

