

THIS DRAWING IS UNPUBLISHED. RELEASED FOR PUBLICATION NOV ,2006.

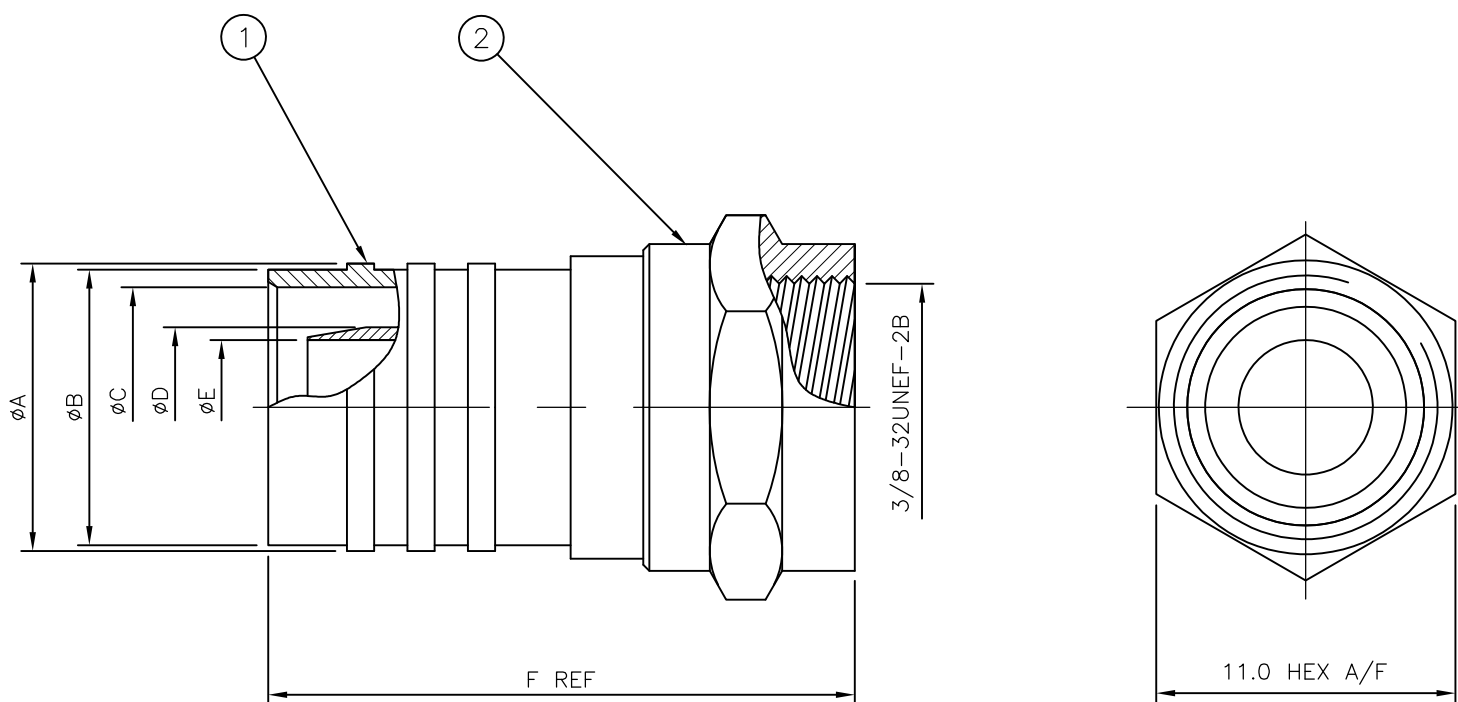
© COPYRIGHT 2006 BY TYCO ELECTRONICS CORPORATION. ALL RIGHTS RESERVED.

LOC	DIST	REVISIONS					
E	B	P	LTR	DESCRIPTION	DATE	DWN	APVD
		B		REVISED PER ECO-09-003420	14FEB09	ANS	BOB

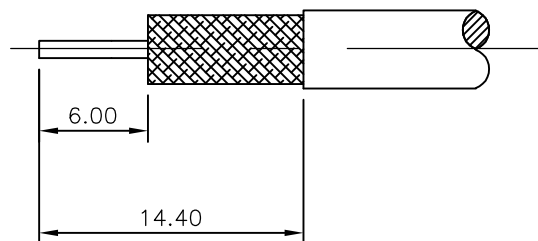
-	9.50	19.40	6.00	6.70	8.70	10.00	10.50	CT125	5-1814821-7
-	9.50	19.40	6.00	6.70	8.70	10.00	10.50	CT125	5-1814821-6
9-1478243-0	8.50	19.40	4.85	5.70	7.70	9.00	9.50	CT100	5-1814821-5
9-1478243-0	8.50	19.40	4.85	5.70	7.70	9.00	9.50	CT100	5-1814821-4
1583581-1	10.20	19.40	4.85	5.50	9.50	10.80	11.20	RG6/U	5-1814821-3
1583581-1	10.20	19.40	4.85	5.50	9.50	10.80	11.20	RG6/U	5-1814821-2
9-1478243-0	8.50	20.40	3.90	4.70	7.50	9.00	9.50	RG59B/U, 62A/U, 140/U, 210/U, URM90, Belden 9291, 9291, KX6A, KX25, KX52, KX53	5-1814821-1
9-1478243-0	8.50	20.40	3.90	4.70	7.50	9.00	9.50	RG59B/U, 62A/U, 140/U, 210/U, URM90, Belden 9291, 9291, KX6A, KX25, KX52, KX53	5-1814821-0
DIE SET	G	F	E	D	C	B	A	CABLE GROUPS	PART NO.
DIMENSIONS									

NOTES

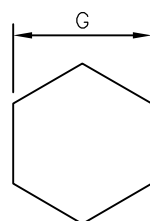
- 1 SINGLE PACK IN ACCORDANCE WITH AMP SPEC 107-3275
- 2 100 TRAY PACK IN ACCORDANCE WITH AMP SPEC 107-3275
- 3 Ni PLATING
- 4. HAND TOOL: 9-1478240-0
- 5. FOR TECHNICAL DATA REFER TO YOUR LOCAL TYCO ELECTRONICS SALES OFFICE
- 6. ALL DIMENSIONS ARE NOMINAL FOR REFERENCE ONLY UNLESS OTHERWISE STATED



RECOMMENDED CABLE STRIPPING DIM'S



RECOMMENDED CRIMP OUTER FERRULE A/F HEX



1	1	1	1	1	1	1	1	ZINC ALLOY	COUPLING NUT	2
1	1	1	1	1	1	1	1	BRASS	BODY	1
5	7	5	6	5	5	4	5	3	5	2
5	7	5	6	5	5	4	5	3	5	2
MATERIAL									DESCRIPTION	ITEM
QUANTITY PER ASSY									PARTS LIST	

THIS DRAWING IS A CONTROLLED DOCUMENT.

DWN ANSON MA 14FEB09
 CHK RITA ZUO 14FEB09
 APVD BOB ZHAO 14FEB09

Tyco Electronics Tyco Electronics Corporation
 Kunshan, Jiangsu, China, 215312

NAME: F TYPE STR PLG HEX

PRODUCT SPEC: 108-112000

APPLICATION SPEC: -

SIZE: A3 CAGE CODE: 00779 DRAWING NO: C-1814821 RESTRICTED TO: -

MATERIAL: SEE TABLE FINISH: -

WEIGHT: -

CUSTOMER DRAWING SCALE: NTS SHEET: 1 OF 1 REV: B