

5

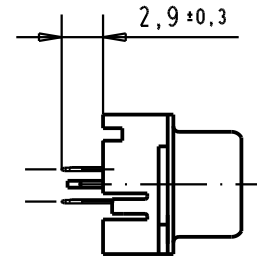
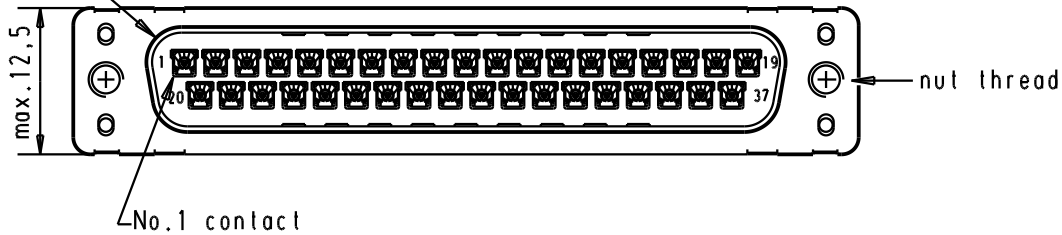
4

3

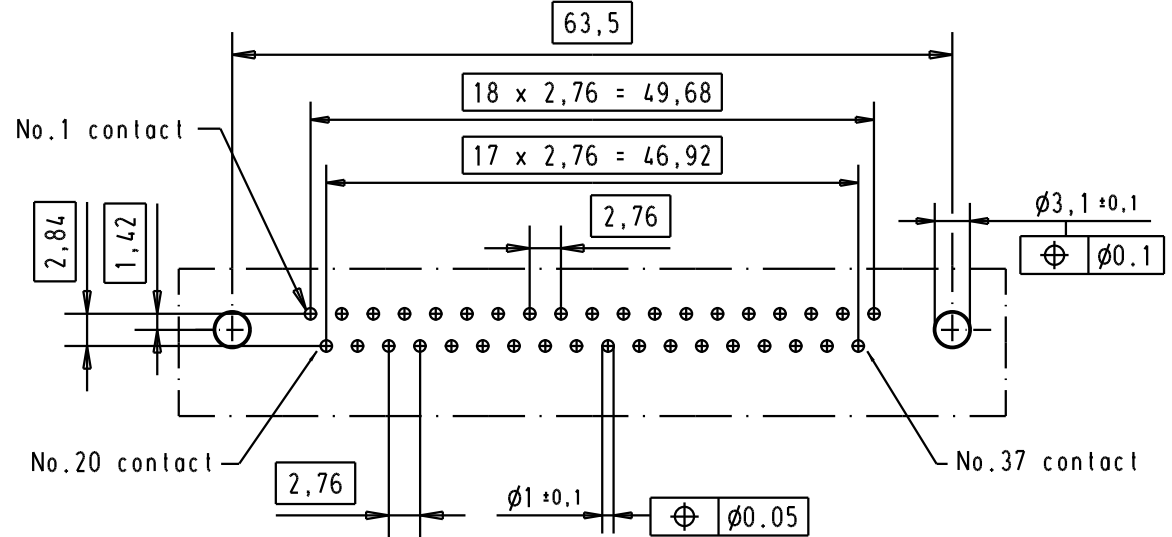
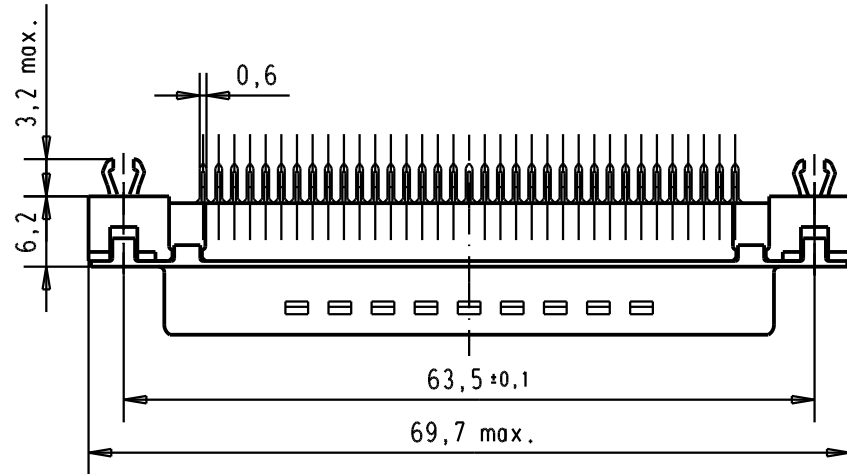
2

1

Mating face according to : MIL-C-24308 / DIN 41652 / CECC 75301-802





Printed board layout component side



Connector retention and insertion forces on the PCB = 25 / 80 newtons

A

09 65 469 3711	M3	1								 All Dim. in mm Orig. Size DIN A 4	D-Sub, High temperature, 37 poles, male, straight, with solder pins 2.9, nuts and grounding board lock.	Maßstab/ Scale 1.5:1
09 65 469 6711	M3	2					Detail.	05/03/02	CV			
09 65 469 7711	M3	3					Insp.					
09 65 469 3712	4-40 UNC	1					Stand.					
09 65 469 6712	4-40 UNC	2	31892	22/04/04	JH	HARTING EURL F-95972 Paris				TB 09 65 469 x71x	Blatt/ Page 1 /	
09 65 469 7712	4-40 UNC	3	29723	05/03/02	CV							
Part number	Nut thread	Performance level	Mod.	Dat.	Name				Sub.			