



CoreLine Wall-mounted

WL120V LED16S/840 PSR WH

WL120V - LED Module, system flux 1600 lm - Power supply unit regulating

Whether for a new building or renovation of an existing space, customers want lighting solutions that provide quality of light and substantial energy and maintenance savings. The new CoreLine Wall-mounted range of LED products can be used to replace traditional wall-mounted luminaires incorporating compact fluorescent lamps. The process of selecting, installing and maintaining is so easy – it's a simple switch.

Product data

• General information

Product family code	WL120V [WL120V]
Number of light sources	1 [1 pc]
Lamp family code	LED16S [LED Module, system flux 1600 lm]
Light source color	840 [840 white]
Light source replaceable	false [No]
Driver/power unit/transformer	PSR [Power supply unit regulating]
Driver included	true [Yes]
Emergency lighting	No [-]
Dimmable	Yes [Yes]
Connection	PIP [Push-in connector and pull relief]
Protection class IEC	CLI [Safety class I]
Ingress protection code	IP65 [Dust penetration-protected, jet-proof]
Mech. impact protection code	IK10 [20] vandal-resistant]
Color	WH [White]
Glow-wire test	850/30 [Temperature 850 °C, duration 30 s]
CE mark	CE [CE mark]

• Electrical

Input voltage	220-240 V [220 to 240 V]
Input frequency	50-60 Hz [50 to 60 Hz]

• Mechanical

Housing material	COMP [Composite materials]
------------------	----------------------------

• Initial perform. (IEC compliant)

Initial input power	24 W [24 W]
Initial luminous flux	1600 Lm
Initial LED luminaire efficacy	67 Lm/W
Init. Corr. Color Temperature	4000 [4000 K]
Init. Color Rendering Index	>80 [>80]

• Application conditions

Ambient temperature range	-20 to +35 °C [-20 to +35 °C]
---------------------------	-------------------------------

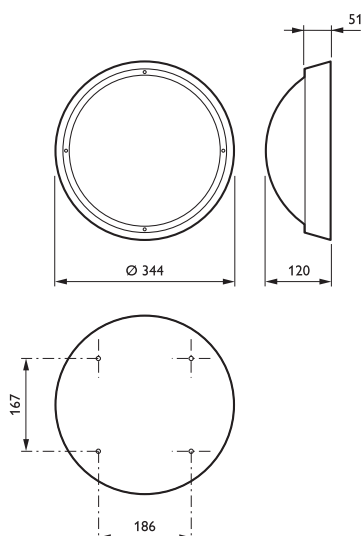
• Product Data

Order code	910503910010
Full product code	910503910010
Full product name	WL120V LED16S/840 PSR WH
Order product name	WL120V LED16S/840 PSR WH
Pieces per pack	1
Packs per outerbox	6
Bar code on pack - EAN1	8718696066331
Bar code on outerbox - EAN3	8718696066454
Logistic code(s) - 12NC	910503910010
Net weight per piece	1.530 kg



PHILIPS

Dimensional drawing



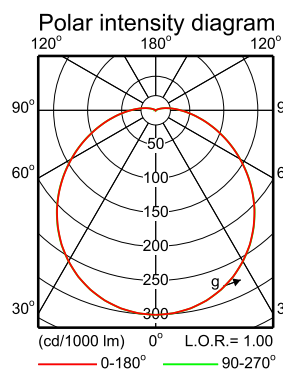
WL120V LED16S/840 PSR WH

Photometric data



WL120V LED16S/840

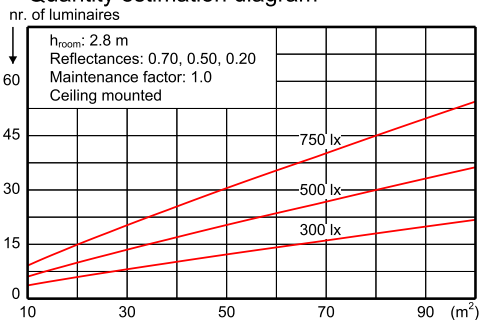
1 x 1600 lm



Light output ratio 1.00
Service upward 0.05
Service downward 0.95
CIE flux code 43 72 91 95 100
S/H ratio crosswise max. 1.6
lengthwise max. 1.7
UGRcen (4Hx8H, 0.25H) 22
UTE71-121: 0.95E + 0.05T

LVE2376000

Quantity estimation diagram

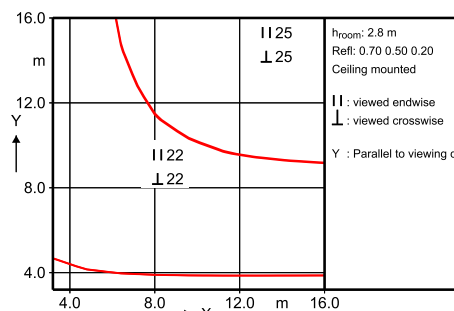


Utilisation factor table

Room Index k	Reflectances for ceiling, walls and working plane (CIE)											
	0.80	0.80	0.70	0.70	0.70	0.70	0.50	0.50	0.30	0.30	0.00	0.00
0.60	0.80	0.80	0.70	0.70	0.70	0.70	0.50	0.50	0.30	0.30	0.00	0.00
0.80	0.80	0.80	0.70	0.70	0.70	0.70	0.50	0.50	0.30	0.30	0.00	0.00
1.00	0.80	0.80	0.70	0.70	0.70	0.70	0.50	0.50	0.30	0.30	0.00	0.00
1.25	0.72	0.66	0.70	0.68	0.65	0.58	0.56	0.51	0.55	0.50	0.47	
1.50	0.79	0.71	0.76	0.73	0.70	0.63	0.61	0.56	0.60	0.55	0.52	
2.00	0.88	0.79	0.86	0.81	0.78	0.71	0.69	0.65	0.67	0.64	0.60	
2.50	0.95	0.84	0.92	0.87	0.82	0.77	0.75	0.71	0.73	0.69	0.66	
3.00	1.00	0.88	0.96	0.91	0.86	0.81	0.79	0.75	0.76	0.73	0.70	
4.00	1.06	0.92	1.02	0.96	0.90	0.86	0.84	0.81	0.81	0.79	0.75	
5.00	1.10	0.95	1.06	0.99	0.93	0.90	0.87	0.84	0.84	0.82	0.78	

Ceiling mounted

UGR diagram



Luminance Table

Plane Cone	0.0	45.0	90.0
45.0	5608	5616	5621
50.0	5322	5329	5334
55.0	5020	5028	5034
60.0	4703	4708	4716
65.0	4384	4386	4393
70.0	4045	4051	4058
75.0	3722	3724	3728
80.0	3407	3407	3406
85.0	3143	3138	3136
90.0	2947	2940	2939

(cd/m²)

2014-07-23



© 2014 Koninklijke Philips N.V. (Royal Philips)
All rights reserved.

Specifications are subject to change without notice. Trademarks are the property of Koninklijke Philips N.V. (Royal Philips) or their respective owners.

www.philips.com/lighting

2014, August 7
data subject to change