




**OPTATIVE**



**FEATURES:**

- Practical and economic enclosures in ABS (UL 94 HB)
- Easy to machine case design is ideal for installing displays, and switches
- Colors: black RAL 9004, dark gray RAL 7012 & petrol blue RAL 5020
- Assembly by self-tapping screws
- PCB guides in the case walls
- **Type I** with aluminum top panel
- **Type II** with polystyrene top panel, light gray
- **Type III** as type I but in polystyrene
- **Type IV** with flanged panel, with fixing points, for easy wall mounting
- **Type V** as type IV plus an aluminium panel for the other end
- Machining, printing and special colors on demand

Part No. Black	Part No. Dark Gray	Part No. Petrol Blue	Type	L	W	H	Metric Dwgs
<a href="#">P/1.9</a>	<a href="#">P/1.2</a>	<a href="#">P/1.10</a>	I	3.346"	2.205"	1.398"	<a href="#">PDF DWG</a>
<a href="#">K/1.9</a>	-	-	III	3.346"	2.205"	1.398"	
<a href="#">M1.9</a>	<a href="#">M1.2</a>	<a href="#">M1.10</a>	IV	3.346"	2.205"	1.398"	<a href="#">PDF DWG</a>
<a href="#">M1/P.9</a>	<a href="#">M1/P.2</a>	<a href="#">M1/P.10</a>	V	3.346"	2.205"	1.398"	<a href="#">PDF DWG</a>
<a href="#">P/2.9</a>	<a href="#">P/2.2</a>	<a href="#">P/2.10</a>	I	4.331"	2.756"	1.890"	<a href="#">PDF DWG</a>
<a href="#">K/2.9</a>	-	-	III	4.331"	2.756"	1.890"	
<a href="#">P/3.9</a>	<a href="#">P/3.2</a>	<a href="#">P/3.10</a>	I	6.299"	3.779"	2.402"	<a href="#">PDF DWG</a>
<a href="#">P/4.9</a>	<a href="#">P/4.2</a>	<a href="#">P/4.10</a>	I	8.465"	5.118"	3.031"	<a href="#">PDF DWG</a>

**OPTATIVE P**



**FEATURES:**

- Practical enclosures in ABS (UL 94 HB)
- Easy to machine case design is ideal for installing displays, and switches
- Supplied as a base, plastic cover, & aluminum panel
- Plastic cover is recessed to hold the aluminum panel or a membrane keypad
- PCB guides in the case walls
- Color: black RAL 9004
- Assembly by self-tapping screws
- Machining, printing and special colors on demand



Part No.	Length	Width	Depth	Metric Drawings
<a href="#">151/P.9</a>	3.346"	2.205"	1.433"	<a href="#">PDF DWG</a>
<a href="#">152/P.9</a>	4.331"	2.756"	1.925"	<a href="#">PDF DWG</a>
<a href="#">153/P.9</a>	6.299"	3.780"	2.488"	<a href="#">PDF DWG</a>
<a href="#">154/P.9</a>	8.465"	5.118"	3.126"	<a href="#">PDF DWG</a>

## ACCESSORIES

		
<b>Item</b>	<b>Clear Feet Self-adhesive</b> (4 pieces)	<b>Black Feet Self-adhesive</b> (4 pieces)
Part No.	<a href="#">PAT4.0</a>	<a href="#">PA4.9</a>



[Customizing](#)



[Catalog](#)



[Sample](#)



[Distributors](#)

[Home](#) [About Us](#) [Enclosures](#) [Technical](#) [Service Desk](#) [News](#) [Contact](#)

**CALL TOLL FREE (800) 965 9872**

Legal notice: copyright © 2001-2005 TEKO Enclosures, Inc. USA. All rights reserved. Rev:2005.26.09  
Teko is the registered trademark of Teko S.p.A. Italy.