



Connectors > RF Connectors > Coax Connectors



RF Interface: **SMA**

RF Connector Style: **Jack**

RF Connector Mated Outer Diameter (Approximate): **6.35 mm [.25 in]**

Impedance: **50 Ω**

RF Connector Coupling Mechanism: **Threaded**

Features

Product Type Features

Connector Product Type	Connector Assembly
RF Interface	SMA
RF Connector Style	Jack
Connector System	Cable-to-Panel
Sealable	No

Configuration Features

Number of Positions	1
Number of Coaxial Contacts	1

Electrical Characteristics

Impedance	50 Ω
-----------	------

Body Features

Cable Connector Orientation	Straight
Body Material	Stainless Steel
Body Material Finish	Passivated

Contact Features

RF Connector Contact Configuration	Not Captivated
RF Connector Center Contact Underplating Material	Copper, Nickel
RF Connector Center Contact Plating Material	Gold (Au)
RF Connector Center Contact Material	Beryllium Copper



Termination Features

Termination Method to Wire & Cable	Solder
------------------------------------	--------

Mechanical Attachment

Panel Mount Feature Type	Flange
Panel Attachment Style	Rear Mount
RF Connector Coupling Mechanism	Threaded
Connector Mounting Type	Panel Mount
RF Contact Captivation Method	Mechanical
Detent	Without

Dimensions

Product Length	27.41 mm[1.079 in]
RF Connector Mated Outer Diameter (Approximate)	6.35 mm[.25 in]

Operation/Application

Operating Frequency	18 GHz
---------------------	--------

Packaging Features

Packaging Method	Carton
------------------	--------

Other

Number of Panel Mounting Holes	4
Dielectric Material	PTFE Fluorocarbon

Product Compliance

For compliance documentation, visit the product page on TE.com>

EU RoHS Directive 2011/65/EU	Compliant with Exemptions
EU ELV Directive 2000/53/EC	Compliant with Exemptions
China RoHS 2 Directive MIIT Order No 32, 2016	Restricted Materials Above Threshold
EU REACH Regulation (EC) No. 1907/2006	Current ECHA Candidate List: JAN 2025 (247) Candidate List Declared Against: JUL 2021 (219) SVHC > Threshold: Pb (.6% in Component Part) Article Safe Usage Statements: Do not eat, drink or smoke when using this product. Wash thoroughly after handling. Recycle if possible and dispose of the article by following all applicable governmental regulations relevant to your geographic location.
Halogen Content	Low Bromine/Chlorine - Br and Cl < 900 ppm per homogenous material. Also BFR



/CFR/PVC Free


Solder Process Capability

Pin-in-Paste capable to 260°C

Product Compliance Disclaimer

This information is provided based on reasonable inquiry of our suppliers and represents our current actual knowledge based on the information they provided. This information is subject to change. The part numbers that TE has identified as EU RoHS compliant have a maximum concentration of 0.1% by weight in homogenous materials for lead, hexavalent chromium, mercury, PBB, PBDE, DBP, BBP, DEHP, DIBP, and 0.01% for cadmium, or qualify for an exemption to these limits as defined in the Annexes of Directive 2011/65/EU (RoHS2). Finished electrical and electronic equipment products will be CE marked as required by Directive 2011/65/EU. Components may not be CE marked. Additionally, the part numbers that TE has identified as EU ELV compliant have a maximum concentration of 0.1% by weight in homogenous materials for lead, hexavalent chromium, and mercury, and 0.01% for cadmium, or qualify for an exemption to these limits as defined in the Annexes of Directive 2000/53/EC (ELV). Regarding the REACH Regulation, the information TE provides on SVHC in articles for this part number is based on the latest European Chemicals Agency (ECHA) ‘Guidance on requirements for substances in articles’ posted at this URL: <https://echa.europa.eu/guidance-documents/guidance-on-reach>

Also in the Series | SMA



Battery Holders(1)




Connector Adapters & Connector Savers(8)



Connector Caps & Covers(3)



Connector Strain Relief(1)

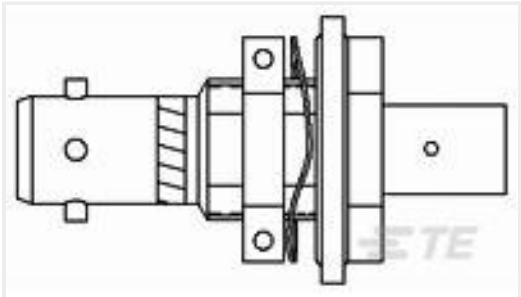


RF Cable Assemblies(2)

Customers Also Bought



TE Part #1051018-1
2004 7985 00



TE Part #704201-000
DK-621-0438-3S



TE Part #CS9490-000
SEB-A



TE Part #7385170001
TMS-SCE-1K-1/2-2.0-9



TE Part #2176083-5
EP 5W (S) 47R 5%

TE Part #823811-000
562A022-25-0

TE Part #143981-000
DK-621-0434-1S

TE Part #1052523-1
2052 1201 02,SMA FM JACK RECPT

TE Part #1059453-1
4506 7941 02

TE Part #1051643-1
2031 5003 00

Documents

Product Drawings

2052 1200 02

English

CAD Files

3D PDF

3D

Customer View Model

ENG_CVM_CVM_1052518-1_A.2d_dxf.zip

English

Customer View Model

ENG_CVM_CVM_1052518-1_A.3d_igs.zip

English

Customer View Model

ENG_CVM_CVM_1052518-1_A.3d_stp.zip

English

By downloading the CAD file I accept and agree to the [Terms and Conditions](#) of use.

Datasheets & Catalog Pages

SMA Connectors

English