

## FEATURES

- 2.0mm Height Max
- Internal Trim
- Clipped Sine Output
- Tape and Reel (1,000 pcs. STD)

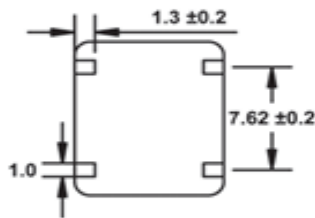
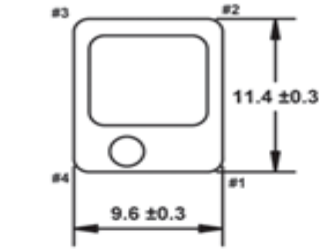
## OPTIONS

- 5.0V
- 3.0V

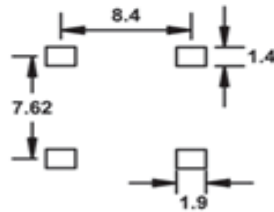
ELECTRICAL CHARACTERISTICS	
PARAMETERS	MAX (Unless otherwise noted)
Frequency Range (F <sub>0</sub> )	9.600 ~ 50.000 MHz
Temperature Range	
Operating (T <sub>OPR</sub> )	-30°C ~ +75°C
Storage (T <sub>STG</sub> )	-35°C ~ +80°C
Initial Frequency Tolerance (@25°C)	
V <sub>C</sub> = 1.5V (V <sub>DD</sub> = 3.0V)	±0.5PPM
V <sub>C</sub> = 2.5V (V <sub>DD</sub> = 5.0V)	
Supply Voltage (V <sub>DD</sub> )	5.0V ± 5%
	3.0V ± 5%
Input Current (I <sub>DD</sub> )	
9.600 ~ 21.999MHz	2.0mA
21.999+ ~ 27.999 MHz	3.0mA
27.999+ ~ 39.999 MHz	4.0mA
39.999+ ~ 50.000 MHz	5.0mA
Frequency Stability	
Over Temperature Range	±2.5PPM
Over Supply Voltage Change (V <sub>DD</sub> ± 5%)	
9.600 ~ 21.999 MHz	±0.3PPM
21.999+ ~ 27.999 MHz	±0.5PPM
27.999+ ~ 50.000 MHz	±1.0PPM
Over Load Change (10KΩ ± 10% // 10pF ± 10%)	±0.3PPM
Output Waveform (Clipped Sine)	
Peak to Peak Level (V <sub>p-p</sub> )	
5.0V Version: 9.600 ~ 15.999 MHz	1.0V Min
5.0V Version: 16.000 ~ 50.000 MHz	0.8V Min
3.0V Version: 9.600 ~ 15.999 MHz	0.8V Min
3.0V Version: 16.000 ~ 50.000 MHz	0.7V Min
Output Load	10KΩ // 10pF ±10%
Frequency Adjustment (Internal Trimmer)	±3.0PPM Min
Voltage Control Option (VCTCXO) <sup>1</sup>	±5.0PPM Min
(V <sub>C</sub> =1.5±1.0V, V <sub>DD</sub> = 3.0V)	
(V <sub>C</sub> =2.5±1.0V, V <sub>DD</sub> = 5.0V)	
Aging per year	1.0PPM

<sup>1</sup> For proper operation, a control voltage (V<sub>C</sub>) must be applied to pin 1 on VCTCXOs  
All specifications subject to change without notice.

## DIMENSIONS / MECHANICAL SPECIFICATIONS



### Recommended Solder Pad Layout



### Pin Connection

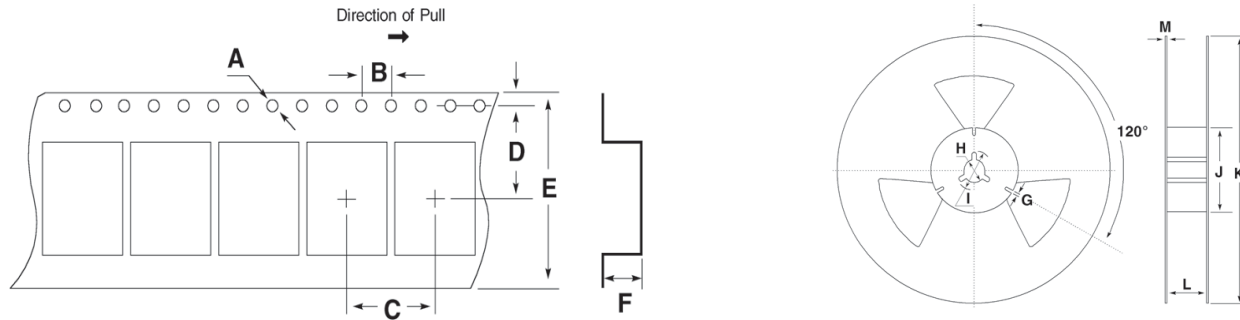
#1 V<sub>c</sub>                      #3 Output  
#2 GND                      #4 V<sub>DD</sub>

# FT9CV

(Former FOX801AELF/ FOX801BELF Series)

11.4mm x 9.6mm  
Clipped Sine, VCTCXO **FOX**

TAPE SPECIFICATIONS (mm)							REEL SPECIFICATIONS (mm)						
A	B	C	D	E	F	REEL QTY	G	H	I	J	K	L	M
Ø1.5	4.0	12.0	11.5	24.0	2.7	1,000	2.0	Ø13	Ø21	Ø80	Ø330	25.5	1.6



## Available Options & Part Identification for VCTCXO Model T9CV<sup>1</sup>

Sample PN: **FT9CVDPH25.0-T1**

F	T9CV	D	P	H	25.0	-T1
<b>Fox</b>	<b>Model Number</b> T9CV = VCTCXO	<b>Voltage</b> D = +3V±5% P = +5V±5%	<b>Stability</b> P = ±2.5 PPM	<b>Operating Temperature</b> H = -30 to +75°C	<b>Frequency (MHz)</b>	<b>Values Added Options</b> Blank = Bulk T1 = 1,000 pcs

Note 1: Not all frequencies in the frequency range, or every combination of stability, temp range, and voltage available

### Reliability Test Conditions

Please contact Abracon Quality Assurance department