

C25R46E250

circuit breaker ComPacT NSX250R, 200 kA at 415 VAC, MicroLogic 6.2 E trip unit 250 A, 4 poles 4d



Main

Range	ComPacT new generation
Product name	ComPacT NSX new generation
Device short name	NSX250R
Product or component type	Circuit breaker
Device application	Distribution
Poles description	4P
Protected poles description	4D 3D + OSN 3D + N/2 3D
Neutral position	Left
[In] rated current	250 A at 40 °C
[Ue] rated operational voltage	690 V AC 50/60 Hz
Network type	AC
Network frequency	50/60 Hz
Suitability for isolation	Yes conforming to EN/IEC 60947-2
Utilisation category	Category A
[Icu] rated ultimate short-circuit breaking capacity	200 kA Icu at 220/240 V AC 50/60 Hz conforming to IEC 60947-2 200 kA Icu at 380/415 V AC 50/60 Hz conforming to IEC 60947-2 200 kA Icu at 440 V AC 50/60 Hz conforming to IEC 60947-2 80 kA Icu at 500 V AC 50/60 Hz conforming to IEC 60947-2 65 kA Icu at 525 V AC 50/60 Hz conforming to IEC 60947-2 45 kA Icu at 660/690 V AC 50/60 Hz conforming to IEC 60947-2
Performance level	R 200 kA 415 V AC
Trip unit name	Micrologic 6.2 E
Trip unit technology	Electronic
Trip unit protection functions	LSIG
Control type	Toggle
Circuit breaker mounting mode	Fixed

The information provided in this documentation contains general descriptions and/or technical characteristics of the products of the products contained herein. This documentation is not intended as a substitute for and is not to be used for determining suitability or reliability of these products for specific user applications. It is the duty of any such user or integrator to perform the appropriate and complete risk analysis, evaluation and testing of the products with respect to the relevant specific application or use thereof. Neither Schneider Electric Industries SAS nor any of its affiliates or subsidiaries shall be responsible or liable for misuse of the information contained herein.

Complementary

[Ui] rated insulation voltage	800 V AC 50/60 Hz
[Uimp] rated impulse withstand voltage	8 kV
[Ics] rated service short-circuit breaking capacity	200 kA at 220/240 V AC 50/60 Hz conforming to IEC 60947-2 200 kA at 380/415 V AC 50/60 Hz conforming to IEC 60947-2 200 kA at 440 V AC 50/60 Hz conforming to IEC 60947-2 80 kA at 500 V AC 50/60 Hz conforming to IEC 60947-2 65 kA at 525 V AC 50/60 Hz conforming to IEC 60947-2 45 kA at 660/690 V AC 50/60 Hz conforming to IEC 60947-2
Mechanical durability	20000 cycles
Electrical durability	20000 Cycles at 440 V In/2 10000 Cycles at 440 V In 10000 Cycles at 690 V In/2 5000 cycles at 690 V In
Power dissipation per pole	17.6 W
Mounting support	Backplate
Mounting position	Horizontal and vertical Flat on the back
Upside connection	Front
Downside connection	Front
Connection pitch	35 mm
Protection type	L : for overload protection (long time) S : for short time short-circuit protection I : for instantaneous short-circuit protection G : for ground fault protection
Trip unit rating	250 A at 40 °C
Long-time pick-up adjustment type Ir (thermal protection)	Adjustable 9 settings
[Ir] long-time protection pick-up adjustment range	100...250 A
Long-time protection delay adjustment type tr	Adjustable
[tr] long-time protection delay adjustment range	15...400 S at 1.5 x Ir 0.5...16 S at 6 x Ir 0.35...11 s at 7.2 x Ir
Neutral protection settings	0.5 x Ir (3D + N/2) 1 x Ir (4D) 1.6 x Ir (3D + OSN) No protection (3D)
Thermal memory	20 minutes before and after tripping
Short-time protection pick-up adjustment type Isd	Adjustable
[Isd] Short-time protection pick-up adjustment range	1.5...12 x In
Short-time protection delay adjustment type tsd	Adjustable 5 settings
[tsd] Short-time protection delay adjustment range	0...0.4 S I ² t=off 0.1...0.4 s I ² t=on
Instantaneous protection pick-up adjustment type li	Adjustable
[li] instantaneous protection pick-up adjustment range	1.5...12 x In
Ground-fault protection pick-up adjustment type Ig	Adjustable 9 settings
[Ig] ground-fault protection pick-up adjustment range	0.2...1 x In Ig enable on/off
Ground-fault protection time delay adjustment type tg	Adjustable 5 settings
[tg] ground-fault protection time delay adjustment range	0...0.4 S I ² t=off 0.1...0.4 s I ² t=on
Earth-leakage protection	Without
Zone selective interlocking ZSI	With
Number of slots for electrical auxiliaries	5 slot(s)
Local signalling	Flashing LED (green) for ready to operate LED 105 % Ir (red) for overload LED 90 % Ir (orange) for overload
Display type	LCD display
Type of measurement	Energy meter

Communication of data	Maximeters/Minimeters Power quality Demand current and power Protection and alarm settings Energy metering Time-stamped histories and event tables Instantaneous and demand values Maintenance indicators
Width (W)	140 mm
Height (H)	161 mm
Depth (D)	86 mm
Net weight	2.8 kg





Environment

Standards	EN/IEC 60947
Product certifications	Marine CCC EAC
Overvoltage category	Class II
Electrical shock protection class	Class II
Pollution degree	3 conforming to IEC 60664-1
IP degree of protection	IP40 conforming to IEC 60529
IK degree of protection	IK07 conforming to IEC 62262
Ambient air temperature for operation	-25...70 °C
Ambient air temperature for storage	-40...85 °C
Relative humidity	0...95 %
Operating altitude	0...2000 m without derating 2000 m...5000 m with derating

Packing Units

Unit Type of Package 1	PCE
Number of Units in Package 1	1
Package 1 Height	14.0 cm
Package 1 Width	15.0 cm
Package 1 Length	20.0 cm
Package 1 Weight	2.711 kg
Unit Type of Package 2	BB1
Number of Units in Package 2	1
Package 2 Height	14.0 cm
Package 2 Width	15.0 cm
Package 2 Length	20.0 cm
Package 2 Weight	2.86 kg
Unit Type of Package 3	S03
Number of Units in Package 3	3
Package 3 Height	30.0 cm
Package 3 Width	30.0 cm
Package 3 Length	40.0 cm
Package 3 Weight	8.133 kg

Offer Sustainability

Sustainable offer status	Green Premium product
REACH Regulation	 REACH Declaration
EU RoHS Directive	Compliant  EU RoHS Declaration
Mercury free	Yes
RoHS exemption information	 Yes
China RoHS Regulation	 China RoHS Declaration

Environmental Disclosure	Product Environmental Profile
Circularity Profile	End Of Life Information

Contractual warranty

Warranty	18 months
----------	-----------
