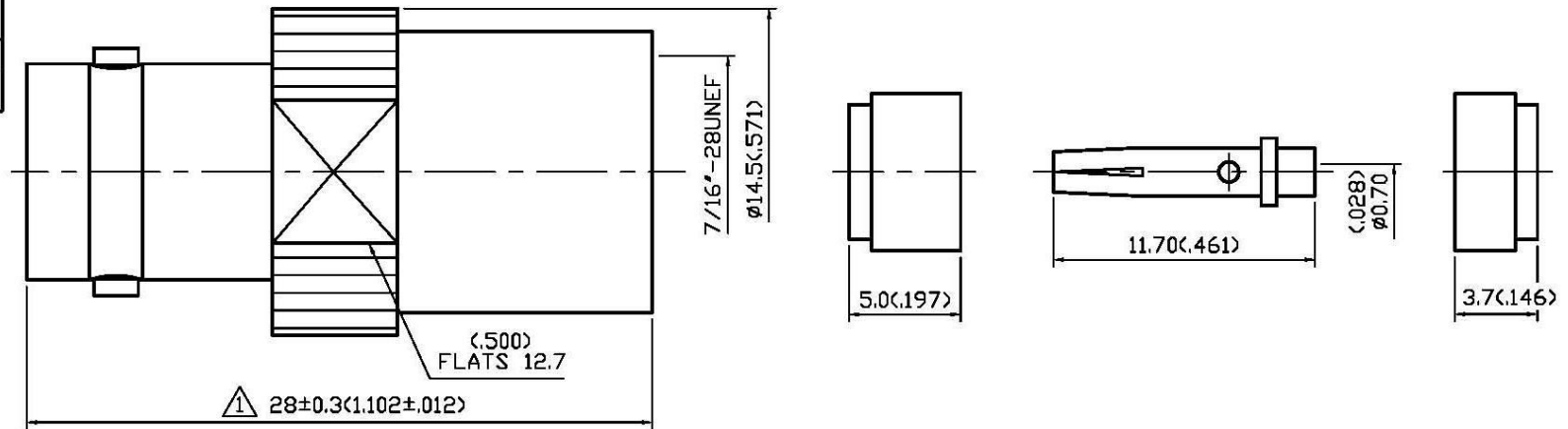


NO	DESCRIPTION	DATE
⚠	27±0.3 → 28±0.3 ,CHANGE ⑧	07.06.01'
△	BACKGROUND FORMAT UPDATED	12.26.03'
③	BACKGROUND FORMAT UPDATED ADD Ø6.4 J 6.1 → 6.1 REF.	08.23.11'
⚠	WORKING VOLTAGE → VOLTAGE RATING DEL PROOF VOLTAGE	09.08.15'



1.0 ELECTRICAL

- 1.1 FREQUENCY RANGE: DC-1 GHz
- 1.2 NOMINAL IMPEDANCE: 75 OHMS
- 1.3 VOLTAGE RATING: 500 VOLTS MAX. ⚠

2.0 MATERIALS

- 2.1 BODIES: BRASS PER JIS-C3604
- 2.2 CENTER CONTACT: BERYLLIUM COPPER PER JIS-C1730B
- 2.3 INSULATION: TEFLON PER ASTM D1457 AND ASTM D1710

3.0 FINISHES AND OTHERS

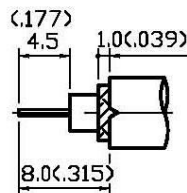
- 3.1 SEE BELOW TABLE FOR DETAILS.

4.0 MECHANICAL

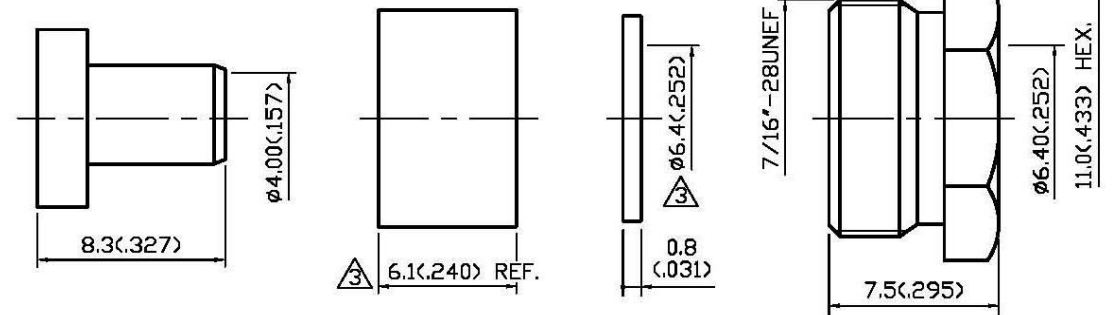
- 4.1 FOR USE WITH RG59U OR SIMILAR STYLE CABLE
- 4.2 CABLE ATTACHMENT: OUTER: CLAMP, INNER: SOLDER

5.0 ENVIRONMENTAL

- 5.1 OPERATING TEMPERATURE RANGE: -65° C TO +165° C



STRIPPING DIMENSION
SCALE 2:1



APPROVED

by _____ DATE: _____

8	NUT	BRASS	1	SILVER 70 μ" MIN.
7	WASHER	BRASS	1	SILVER 70 μ" MIN.
6	GASKET	SILICONE	1	RED
5	BRAID CLAMP	BRASS	1	SILVER 70 μ" MIN.
4	INSULATION	TEFLON	1	NONE
3	CENTER CONTACT	BERYLLIUM COPPER	1	SILVER 70 μ" MIN.
2	INSULATION	TEFLON	1	NONE
1	BODY	BRASS	1	SILVER 70 μ" MIN.
NO	DESCRIPTION	MATERIAL	Q'TY	FINISH



DESCRIPTION		BNC STRAIGHT JACK CLAMP	
製圖	DRAWN Yoko	TOLERANCE	品名 13-07-5 T.S.S 59U
檢圖	CHECK Arc	單位 mm(in)	DATE 01.18.00'
認定	APPROVAL Angela	比例 4:1	REV. A-4
		DWG.NO.	13-0515
		DATE	01.18.00'
		REV.	A-4