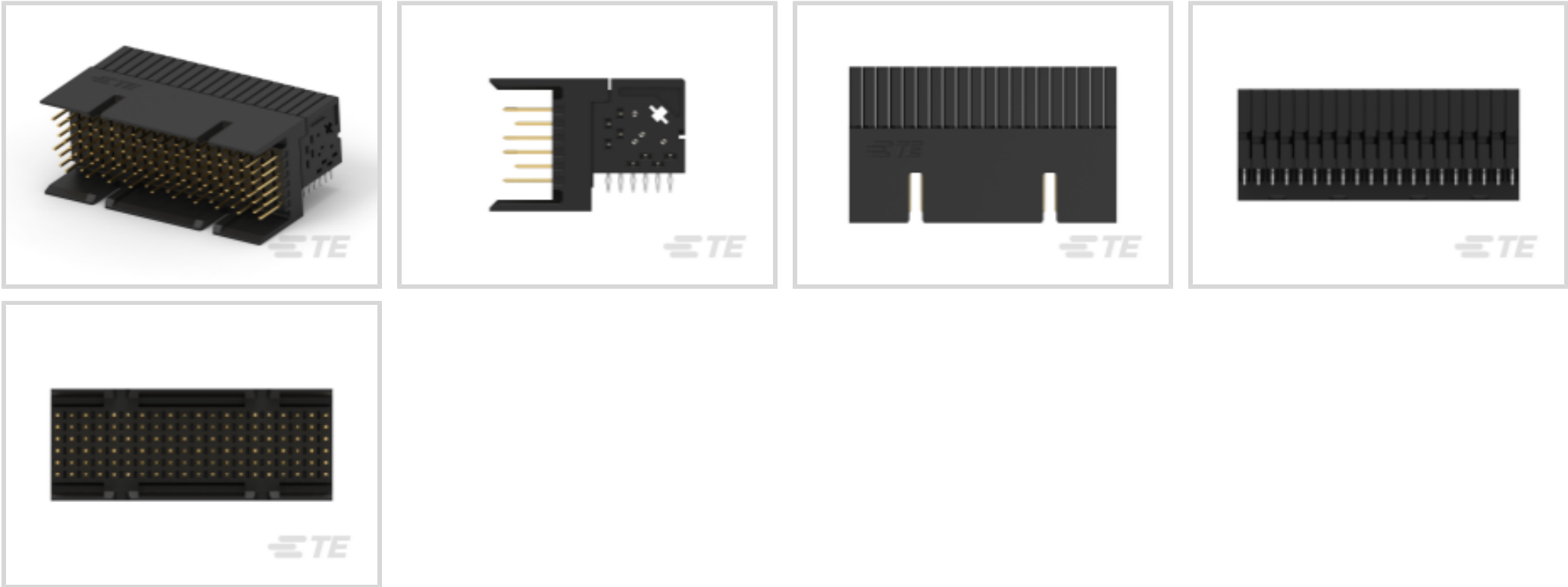




Connectors > PCB Connectors > Backplane Connectors > High Speed Backplane Connectors > Backplane Connector: Plug-in module



Number of Positions: 90
Row-to-Row Spacing: 1.4 mm [.05 in]
Mating Alignment: Without
Number of Rows: 9
Number of Columns: 10

[All Backplane Connector: Plug-in module \(30\)](#)

Features

Product Type Features

| | |
|-----------------------------------|-----------------------|
| Connector & Contact Terminates To | Printed Circuit Board |
| Connector System | Board-to-Board |
| PCB Connector Type | PCB Mount Header |
| Shroud Style | Fully Shrouded |

Configuration Features

| | |
|------------------------|-----------------------|
| Backplane Architecture | Traditional Backplane |
| Number of Positions | 90 |
| Number of Rows | 9 |
| Number of Columns | 10 |
| PCB Mount Orientation | Right Angle |
| Guide Location | Center |

Contact Features

| | |
|--|--|
| | |
|--|--|



| | |
|------------------------------|-------|
| Contact Current Rating (Max) | 1.5 A |
|------------------------------|-------|

Mechanical Attachment

| | |
|-------------------------|-------------|
| Mating Alignment | Without |
| Connector Mounting Type | Panel Mount |

Housing Features

| | |
|--------------------------|----------------|
| Number of Shrouded Sides | 4 |
| Centerline (Pitch) | .08 mm[1.9 in] |

Dimensions

| | |
|--------------------|----------------|
| Row-to-Row Spacing | 1.4 mm[.05 in] |
|--------------------|----------------|

Usage Conditions

| | |
|-----------------------------|----------------------------|
| Operating Temperature Range | -65 – 125 °C[-85 – 257 °F] |
|-----------------------------|----------------------------|

Operation/Application

| | |
|---------------------|--------|
| Circuit Application | Signal |
|---------------------|--------|

Product Compliance

For compliance documentation, visit the product page on TE.com>


| | |
|---|---|
| EU RoHS Directive 2011/65/EU | Compliant |
| EU ELV Directive 2000/53/EC | Compliant |
| China RoHS 2 Directive MIIT Order No 32, 2016 | No Restricted Materials Above Threshold |
| EU REACH Regulation (EC) No. 1907/2006 | Current ECHA Candidate List: JAN 2025 (247) Candidate List Declared Against: JAN 2024 (240) Does not contain REACH SVHC |
| Halogen Content | Not Yet Reviewed for halogen content |
| Solder Process Capability | Not reviewed for solder process capability |

Product Compliance Disclaimer


This information is provided based on reasonable inquiry of our suppliers and represents our current actual knowledge based on the information they provided. This information is subject to change. The part numbers that TE has identified as EU RoHS compliant have a maximum concentration of 0.1% by weight in homogenous materials for lead, hexavalent chromium, mercury, PBB, PBDE, DBP, BBP, DEHP, DIBP, and 0.01% for cadmium, or qualify for an exemption to these limits as defined in the Annexes of Directive 2011/65/EU (RoHS2). Finished electrical and electronic equipment products will be CE marked as required by Directive 2011/65/EU. Components may not be CE marked. Additionally, the part numbers that TE has identified as EU ELV compliant have a maximum concentration of 0.1% by weight in homogenous materials for lead, hexavalent chromium, and mercury, and 0.01% for cadmium, or qualify for an exemption to these limits as defined in the Annexes of Directive 2000/53/EC (ELV). Regarding the REACH Regulation, the information TE provides on SVHC in articles for this part number is based on the latest European Chemicals Agency (ECHA) ‘Guidance on requirements for substances in articles’ posted at this URL: <https://echa.europa.eu/guidance-documents/guidance-on-reach>




Customers Also Bought




TE Part #1-102387-0
50 MODIV HSG COMP DR .100 POL




TE Part #1622960-1
CRG0603 1% 4K7




TE Part #212007-1
CONTACT PIN ASSY, SZ 8




TE Part #054955-000
CWT-9001



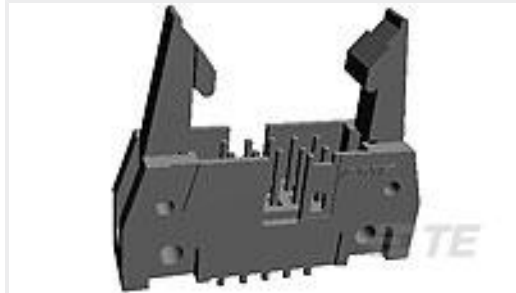
TE Part #32589
TERMINAL,PIDG SPD 12-10 10



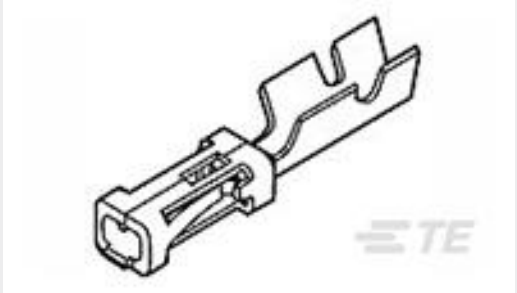
TE Part #5-747908-2
15 Plug Solder Cup, Gold Flash




TE Part #5796055-2
68 CHAMP R/A ASSY,LC



TE Part #1-5102321-0
A/L UNIV HDR 50P VERT LAT



TE Part #1-87309-4
MOD V RECP LP



TE Part #642145-000
S01-02-R

Documents

Product Drawings
Fortis Zd 3Pr 10Col R/A Full Shrd Assy
English

CAD Files
3D PDF
3D
Customer View Model
ENG_CVM_CVM_2102155-1_B.2d_dxf.zip
English
Customer View Model
ENG_CVM_CVM_2102155-1_B.3d_igs.zip
English
Customer View Model
ENG_CVM_CVM_2102155-1_B.3d_stp.zip
English



By downloading the CAD file I accept and agree to the [Terms and Conditions](#) of use.

Datasheets & Catalog Pages

Fortis Zd Connector Brochure

English

Fortis Zd LRM

English

Product Specifications

Application Specification

English