

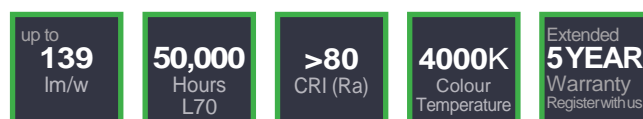
Datasheet

Stock No. 1852158

RS PRO Led Ceiling Light Lamp Led Bulkhead



A cost-effective range of robust, IP65 rated LED Bulkheads. The rigidly constructed base and screwed-down diffuser protect the Trojan against abuse.

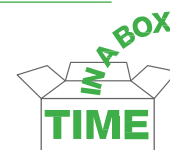


FEATURES

- Energy efficient LED gear tray
- IP65 – formed-in-place foam gasket protects against dust and water
- Flush fit to fixing surface ensures vandal resistance
- Robust Polycarbonate body in black or white
- Clear or opal polycarbonate diffuser
- Retained diffuser screws
- Security screws available

SIMPLE TO INSTALL AND USE


- Hinged LED gear tray and Time-in-a-Box packaging for swift and easy installation
- BESA box fi points for easy cable entry
- Wall or ceiling mountable
- Exterior or interior use



TYPICAL APPLICATIONS

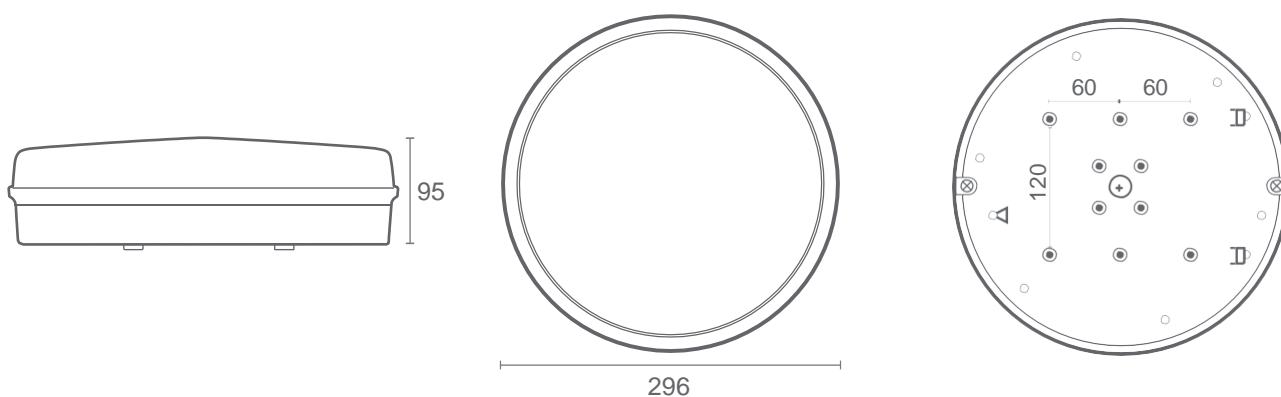
Ideal for internal and external applications, where durability and longevity are required, such as

- Youth centres
- Housing associations and social housing
- Sports areas
- Public walkways
- Car parks





TECHNICAL INFORMATION



Dimensions:
Ø 296 x 95mm

Weight:
1.2kg

Mounting type:



Wall

Ceiling



Interior

Exterior

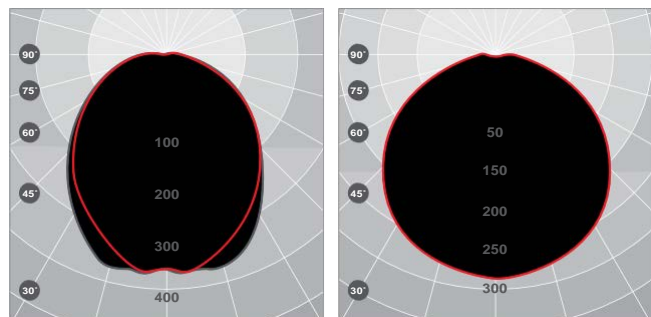
Base Colour Options:

- White base
RAL 9003
- Black base
RAL 9005 50% gloss

Diffuser Options:

- Clear Diffuser
- Opal Diffuser

LIGHT DISTRIBUTION



cd/klm
— C0 / C180

$\eta = 100\%$

— C90 - C270

cd/klm

— C0 / C180

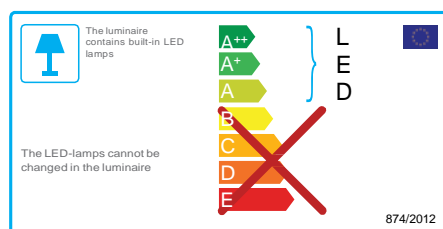
$\eta = 100\%$

— C90 - C270

Clear Diffuser

Opal Diffuser

STANDARDS



ORDERING GUIDE

Standard Product Code		Light Management Options Suffi									Lumen Output lm	Wattage W	Efficacy lm/W
	Base Colour	Diffuser Option	DALI	Dimming	Corridor Function	3hr Emergency	Self-Test	DALI Emergency	Microwave Sensor	Photocell			
Trojan Round Galaxy LED													
	B/W	CL	DA	DIM	-	EM	AT	DAEM	MS	PH	1300	10	130
	B/W	OP	DA	DIM	-	EM	AT	DAEM	MS	PH	950	10	95
1852157,1852158	B/W	CL	DA	DIM	CF	EM	AT	DAEM	MS	PH	1800	13	139
1852159,1852160	B/W	OP	DA	DIM	CF	EM	AT	DAEM	MS	PH	1300	13	100
	B/W	CL	DA	DIM	CF	EM	AT	DAEM	MS	PH	2500	19	132
	B/W	OP	DA	DIM	CF	EM	AT	DAEM	MS	PH	1900	19	100

Lumen Output in EM:
Clear diffuser - 220lm
Opal diffuser - 150lm

50,000
Hours
L70

>80
CRI (Ra)

4000K
Colour
Temperature



Luminaires are manufactured and tested in accordance with BS EN60598.
Incorporated control gear and components comply with BS/VDE standards.
Luminaires are tested in accordance with IES LM-79-08.