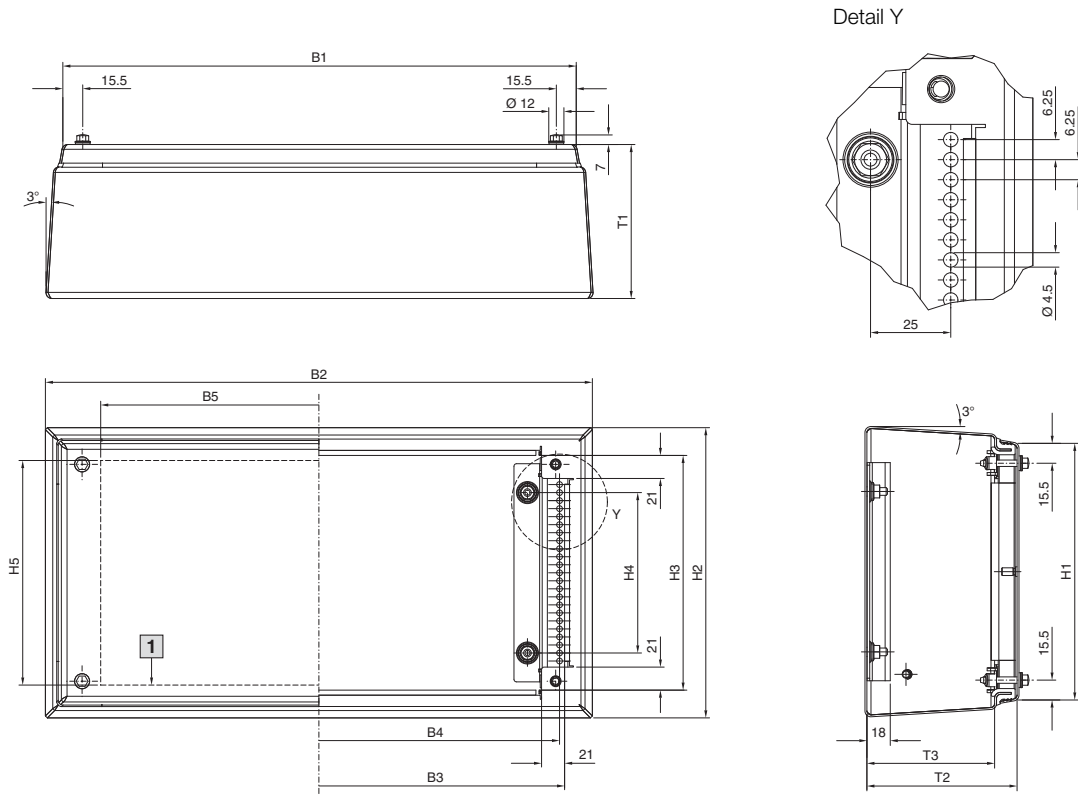


### Terminal boxes HD



1 Max. installation area, cover

| Model No.<br>HD | Width dimensions<br>mm |       |       |     |     | Height dimensions<br>mm |       |       |     |     | Depth dimensions<br>mm |     |      |
|-----------------|------------------------|-------|-------|-----|-----|-------------------------|-------|-------|-----|-----|------------------------|-----|------|
|                 | B1                     | B2    | B3    | B4  | B5  | H1                      | H2    | H3    | H4  | H5  | T1                     | T2  | T3   |
| 1670.600        | 150                    | 171.3 | 138.2 | 125 | 90  | 150                     | 171.3 | 138.2 | 75  | 125 | 80                     | 77  | 59.5 |
| 1671.600        | 150                    | 176.2 | 138.2 | 125 | 90  | 150                     | 176.2 | 138.2 | 75  | 125 | 120                    | 117 | 99.5 |
| 1672.600        | 200                    | 226.2 | 188.2 | 175 | 140 | 200                     | 226.2 | 188.2 | 125 | 175 | 120                    | 117 | 99.5 |
| 1674.600        | 300                    | 326.2 | 288.2 | 275 | 240 | 200                     | 226.2 | 188.2 | 125 | 175 | 120                    | 117 | 99.5 |
| 1675.600        | 400                    | 426.2 | 388.2 | 375 | 340 | 200                     | 226.2 | 188.2 | 125 | 175 | 120                    | 117 | 99.5 |
| 1676.600        | 400                    | 426.2 | 388.2 | 375 | 340 | 300                     | 326.2 | 288.2 | 225 | 275 | 120                    | 117 | 99.5 |

B1 = Total width, top  
 B2 = Total width, bottom  
 B3 = Clearance width  
 B4 = Distance between system punchings  
 B5 = Max. installation width, cover

H1 = Total height, top  
 H2 = Total height, bottom  
 H3 = Clearance height  
 H4 = Distance between fixing bolts  
 H5 = Max. installation height, cover

T1 = Total depth  
 T2 = Clearance depth, enclosure cover  
 T3 = Clearance depth, enclosure

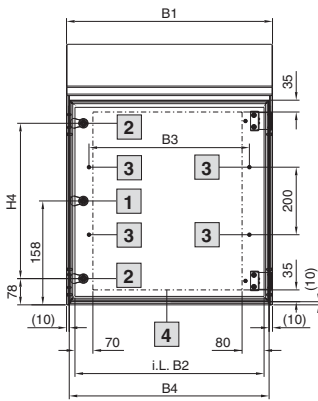
# Enclosures

## Hygienic Design

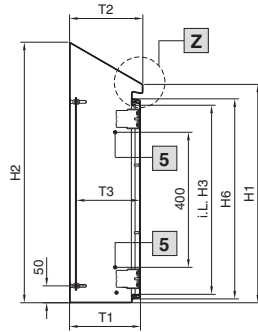
### Compact enclosures HD, single-door

HD 1316.600, HD 1317.600

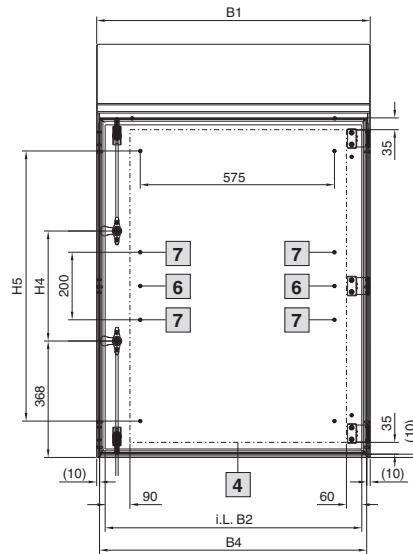
HD 1302.600, HD 1306.600, HD 1307.600,  
HD 1308.600, HD 1310.600, HD 1320.600



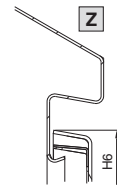
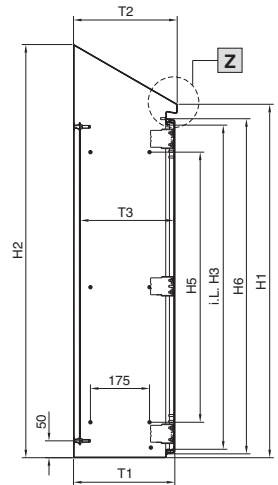
- 1 For HD 1302.600
- 2 For HD 1306.600, HD 1307.600, HD 1308.600, HD 1310.600, HD 1320.600
- 3 For HD 1307.600, HD 1308.600, HD 1310.600



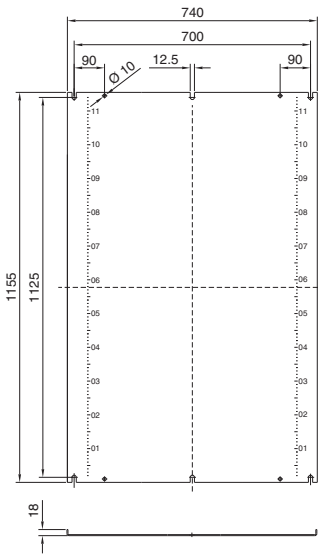
- 4 Max. installation area, door
- 5 For HD 1308.600, HD 1310.600



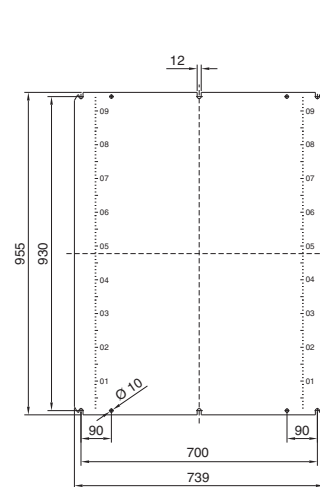
- 6 For HD 1316.600
  - 7 For HD 1317.600
- i.L. = Clearance width



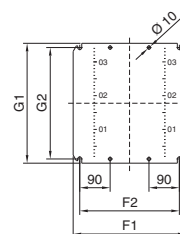
HD 1317.600



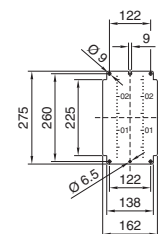
HD 1316.600



HD 1306.600, HD 1307.600,  
HD 1308.600, HD 1310.600,  
HD 1320.600



HD 1302.600



#### Mounting plate

- F1 = Mounting plate width
- F2 = Separation width of attachment holes
- G1 = Mounting plate height
- G2 = Separation width of attachment holes

#### Enclosure

- B1 = Overall width
- B2 = Clearance width of enclosure
- B3 = Separation width of threaded bolts on the door
- B4 = Width of door

- H1 = Enclosure height, front
- H2 = Enclosure height, rear
- H3 = Clearance height of enclosure
- H4 = Spacing between fasteners
- H5 = Separation height of threaded bolts on the door
- H6 = Height of door

- T1 = Depth between rear panel and door
- T2 = Overall depth
- T3 = Possible mounting depth (mounting plate assembly)

| Model No.<br>HD | Width dimensions mm |     |     |     | Height dimensions mm |      |      |     |      |      | Depth dimensions mm |     |           | Mounting plates mm |     |     |     | Material thickness mm |      |                |
|-----------------|---------------------|-----|-----|-----|----------------------|------|------|-----|------|------|---------------------|-----|-----------|--------------------|-----|-----|-----|-----------------------|------|----------------|
|                 | B1                  | B2  | B3  | B4  | H1                   | H2   | H3   | H4  | H5   | H6   | T1                  | T2  | T3        | F1                 | F2  | G1  | G2  | Enclosure             | Door | Mounting plate |
| 1302.600        | 220                 | 170 | -   | 200 | 350                  | 437  | 260  | -   | -    | 293  | 155                 | 162 | 113 - 130 | -                  | -   | -   | -   | 1.5                   | 1.5  | 2.0            |
| 1306.600        | 390                 | 340 | -   | 370 | 430                  | 549  | 340  | 240 | -    | 373  | 210                 | 217 | 168 - 185 | 334                | 295 | 355 | 330 | 1.5                   | 1.5  | 2.0            |
| 1307.600        | 510                 | 460 | 375 | 490 | 550                  | 669  | 460  | 360 | -    | 493  | 210                 | 217 | 168 - 185 | 449                | 410 | 470 | 445 | 1.5                   | 1.5  | 2.5            |
| 1308.600        | 390                 | 340 | 275 | 370 | 650                  | 769  | 560  | 460 | -    | 593  | 210                 | 217 | 168 - 185 | 334                | 295 | 570 | 545 | 1.5                   | 1.5  | 2.5            |
| 1310.600        | 610                 | 560 | 475 | 590 | 650                  | 769  | 560  | 460 | -    | 593  | 210                 | 217 | 168 - 185 | 549                | 510 | 570 | 545 | 1.5                   | 2.0  | 2.5            |
| 1316.600        | 810                 | 760 | -   | 790 | 1050                 | 1221 | 960  | 280 | 800  | 993  | 300                 | 307 | 258 - 275 | -                  | -   | -   | -   | 1.5                   | 2.0  | 3.0            |
| 1317.600        | 810                 | 760 | -   | 790 | 1250                 | 1421 | 1160 | 480 | 1000 | 1193 | 300                 | 307 | 258 - 275 | -                  | -   | -   | -   | 1.5                   | 2.0  | 3.0            |
| 1320.600        | 610                 | 560 | -   | 590 | 430                  | 601  | 340  | 240 | -    | 373  | 300                 | 307 | 258 - 275 | 549                | 510 | 355 | 330 | 1.5                   | 1.5  | 2.5            |