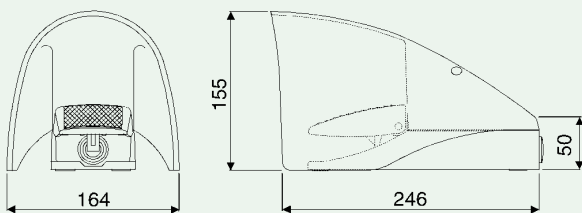


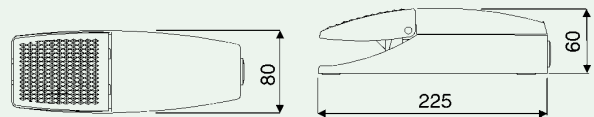
Benefits

- ❖ The Mistral heavy industrial foot air valve offers high performance and style
- ❖ Available in a choice of colour combinations and valve options including valve port threads
- ❖ Special colours available for volume OEM customers
- ❖ Robust construction from die-cast aluminium
- ❖ The guard is large enough to allow the operator to wear industrial protective shoes
- ❖ Competitively priced for OEM users
- ❖ Mechanical performance 10⁶+ operations

Guard Option



Cover Option



6255 - [] [A] [A] [A] - [] [A] [Z] [0]

1. Model Number

2. Cover and Guard Colours

- | | |
|------------------|------------------|
| A Cover - Yellow | B Guard - Yellow |
| C Cover - White | D Guard - White |
| E Cover - Blue | F Guard - Blue |
| G Cover - Orange | H Guard - Orange |
| M Cover - Red | N Guard - Red |

3. Base Colour

- A Black

4. Base Configuration

- A Entrance ports on each side of base

5. Tread Colour

- A Black

6. Valve Action

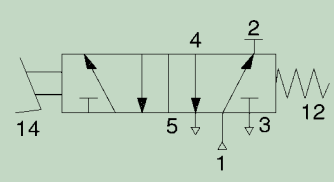
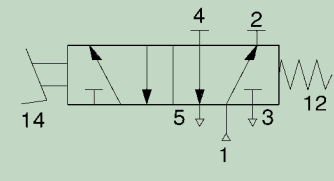
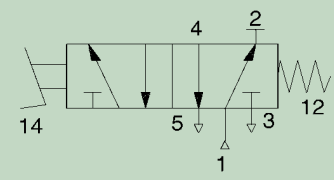
- A Momentary 5/2 Valve 1/8" BSP ISO R228 Standard
- B Momentary 5/2 Valve 1/8" NPT
- C Momentary 3/2 Valve 1/8" BSP ISO R228 Standard
- D Momentary 3/2 Valve 1/8" NPT

Note: Options C and D are supplied with one blanking plug

7. Pneumatic Rating

- A Maximum Operating Pressure 10 Bar
- Temperature -20°C to +80°C.
- Flow Rate at 6 Bar 19dm³ / Sec 40 SCFM

Technical Data	
Maximum Operating Pressure	10 bar (145 PSI / 1000kPa)
Temperature Range	-20°C to + 80°C (-40°F to +176°F)
Air Condition	Filtered to 40 microns lubricated or dry
Flow Rate at 6 Bar (87 PSI / 600kPa)	19dm ³ / sec (40 SCFM)
Ports	ISO R228 (1/8" BSP) standard or NPT
Weights	Cover/Unguarded 800grms / Guarded 1.5kg

Connection Information	
<p>Valve connected as a 3/2 Normally Closed valve</p> <ul style="list-style-type: none"> ❖ The air supply should be connected to Port 1. ❖ Port 2 is redundant and should be plugged with the plug fitting supplied. ❖ The outlet is connected to Port 4. ❖ Ports 3 and 5 are exhaust ports and should be left open to atmosphere or fitted with silencers. See note below. 	
<p>Valve connected as 3/2 Normally Open valve</p> <ul style="list-style-type: none"> ❖ The air supply should be connected to Port 1. ❖ Port 4 is redundant and should be plugged with the plug fitting supplied. ❖ The outlet is connected to Port 2. ❖ Ports 3 and 5 are exhaust ports and should be left open to atmosphere or fitted with silencers. See note below. 	
<p>Valve connected as 5/2 valve</p> <ul style="list-style-type: none"> ❖ The air supply should be connected to Port 1. ❖ Ports 2 and 4 are outlet or cylinder ports. ❖ Ports 3 and 5 are exhaust ports and should be left open to atmosphere or fitted with silencers. See note below. 	

Note: We recommend that the exhaust ports of the valve are fitted with silencers. These will reduce the noise of the exhausting air and prevent dirt entering the valve.

A kit of 6mm fittings including elbows and silencers is available from herga, please quote part number 6050-5500-0029.

