



Switches > Push Button Switches



Configuration (Pole-Throw): **Single Pole - Single Throw**

Push Button Switch Product Type: **Anti-Vandal Switch**

Number of Actuators: **Single**

Actuator Profile: **Flush**

Bushing Style: **Threaded**

Features

Product Type Features

|                                 |                    |
|---------------------------------|--------------------|
| Switch Connection Type          | Long Leads         |
| Push Button Switch Product Type | Anti-Vandal Switch |
| Illuminated                     | With               |
| Actuator Style                  | Round Actuator     |

Configuration Features

|                            |                                       |
|----------------------------|---------------------------------------|
| Panel Cutout Size          | 22.2 (Diameter) mm[.87 (Diameter) in] |
| Configuration (Pole-Throw) | Single Pole - Single Throw            |
| Number of Actuators        | Single                                |
| Switch Feedback Type       | Non-Tactile                           |
| Operating Function         | 1 Pole, NO, Momentary                 |

Electrical Characteristics

|                         |            |
|-------------------------|------------|
| Contact Current Rating  | 1 A        |
| Operating Voltage Range | 5 – 24 VDC |

Body Features



|                     |           |
|---------------------|-----------|
| Case Material       | Aluminum  |
| Sealing Method      | Epoxy     |
| Actuator Material   | Aluminum  |
| Product Orientation | Vertical  |
| Actuator Force      | 0 g[0 oz] |
| Actuator Profile    | Flush     |
| Bushing Style       | Threaded  |
| Bushing Thread Size | M22 x 1   |
| Actuator Color      | Silver    |

Mechanical Attachment

|                   |          |
|-------------------|----------|
| Attachment Method | Screw-On |
|-------------------|----------|

Housing Features

|             |     |
|-------------|-----|
| Low Profile | Yes |
|-------------|-----|

Dimensions

|                  |               |
|------------------|---------------|
| Bushing Length   | 15 mm[.59 in] |
| Bushing Diameter | 22 mm[.87 in] |

Usage Conditions

|                             |                          |
|-----------------------------|--------------------------|
| Operating Temperature Range | -20 – 65 °C[-4 – 149 °F] |
|-----------------------------|--------------------------|

Industry Standards

|           |      |
|-----------|------|
| IP Rating | IP68 |
|-----------|------|

Packaging Features

|                  |             |
|------------------|-------------|
| Packaging Method | Loose Piece |
|------------------|-------------|

Product Compliance

For compliance documentation, visit the product page on TE.com>

|   |  |
|---|--|
| EU RoHS Directive 2011/65/EU                  | Compliant with Exemptions  |
| EU ELV Directive 2000/53/EC                   | Compliant with Exemptions  |
| China RoHS 2 Directive MIIT Order No 32, 2016 | Restricted Materials Above Threshold   |
| EU REACH Regulation (EC) No. 1907/2006        | Current ECHA Candidate List: JAN 2025 (247)<br>Candidate List Declared Against: JAN 2025 (247)<br>SVHC > Threshold:<br>Pb (4% in Component Part) |



**Article Safe Usage Statements:**  
Do not eat, drink or smoke when using this product. Wash thoroughly after handling. Recycle if possible and dispose of the article by following all applicable governmental regulations relevant to your geographic location.

|                           |  |
|---------------------------|--|
| Halogen Content           | Low Halogen - Br, Cl, F < 900 ppm per homogenous material. Also BFR/CFR/PVC Free |
| Solder Process Capability | Not reviewed for solder process capability                                       |

Product Compliance Disclaimer

This information is provided based on reasonable inquiry of our suppliers and represents our current actual knowledge based on the information they provided. This information is subject to change. The part numbers that TE has identified as EU RoHS compliant have a maximum concentration of 0.1% by weight in homogenous materials for lead, hexavalent chromium, mercury, PBB, PBDE, DBP, BBP, DEHP, DIBP, and 0.01% for cadmium, or qualify for an exemption to these limits as defined in the Annexes of Directive 2011/65/EU (RoHS2). Finished electrical and electronic equipment products will be CE marked as required by Directive 2011/65/EU. Components may not be CE marked. Additionally, the part numbers that TE has identified as EU ELV compliant have a maximum concentration of 0.1% by weight in homogenous materials for lead, hexavalent chromium, and mercury, and 0.01% for cadmium, or qualify for an exemption to these limits as defined in the Annexes of Directive 2000/53/EC (ELV). Regarding the REACH Regulation, the information TE provides on SVHC in articles for this part number is based on the latest European Chemicals Agency (ECHA) 'Guidance on requirements for substances in articles' posted at this URL: <https://echa.europa.eu/guidance-documents/guidance-on-reach>

Compatible Parts



TE Part # 2213772-5  
AV22 SPM 3A MOVE RING LED RED 12V



TE Part # 1-2213772-3  
AV22 SPM 3A MOVE RING LED GREEN 12V



TE Part # 1-2213772-7  
AV22 SPM 3A MOVE RING LED BLUE 12V




TE Part # 2213771-1  
AV22 SPM 3A NO LED



TE Part # 5-2213772-5  
AV22 DPM 3A MOVE RING LED GREEN 24V

Also in the Series | ALCOSWITCH AVC22



Anti-Vandal Switches(18)



Push Button Switches(18)

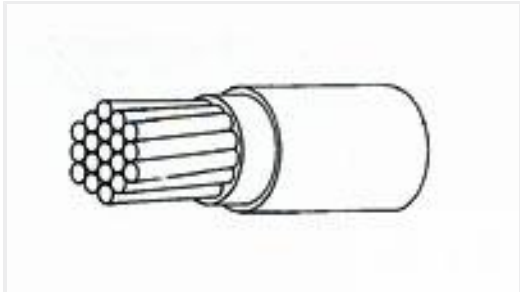
Customers Also Bought



TE Part #ZPF000000000008208  
983-6KE 10-06 PN-L



TE Part #016897-000  
101A031-25/86-0



TE Part #218283-000  
55A0811-26-9



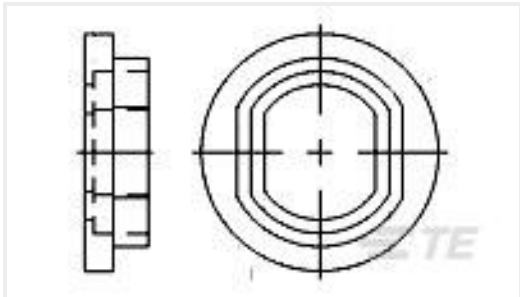
TE Part #836709-000  
101A041-25/86-0



TE Part #K1160479  
Push button switch TS-211-GE11




TE Part #2-330312-2  
MINIATURE THREADED RECEPTACLES



TE Part #329487  
MIN THRD,BUSHING



TE Part #YACT24JD18AN000000  
JAM NUT RECEPTACLE



TE Part #ZPF0000000000015349  
DMC-M 44-01 A1064



TE Part #YDTS20T17-26BNV001  
RECP ASSY

Documents

Product Drawings

AVC22M FLAT AIO RGB RL 500MM/1X6

English

CAD Files

3D PDF

3D

Customer View Model

ENG\_CVM\_CVM\_2342837-7\_A.2d\_dxf.zip



English

Customer View Model

[ENG\\_CVM\\_CVM\\_2342837-7\\_A.3d\\_igs.zip](#)

English

Customer View Model

[ENG\\_CVM\\_CVM\\_2342837-7\\_A.3d\\_stp.zip](#)

English

By downloading the CAD file I accept and agree to the [Terms and Conditions](#) of use.

Datasheets & Catalog Pages

[AVC Series - Anti-Vandal Illuminated Capacitive Switches](#)

English