



5900 – 8500 MHz UWB ANTENNA

Part Numbers: 2108965-X
(See page 8 for details)

FEATURES & BENEFITS

- UWB channel 5,6,7,8,9
- Adhesive backing on the FPC simplifies mounting within the device
- FPC antenna assembly
- Different cable length and connector options available

SPECIFICATIONS (Shown as 2108965-1 : Others can vary with different cable lengths.)

Frequency Range (MHz)	5900-8500
VSWR	< 2.1:1
Average Efficiency	78 %
Peak Gain	4.2 dBi
Average Gain	-1.1 dBi
Power Handling	10 Watt cw
Feed Point Impedance	50 ohms
Polarization	Linear
Size	15.6 mm x 18.6 mm x 0.15 mm
Weight	< 1.15 g
Mounting	Adhesive Tape
Mating Connectors	MHF and MHF4L type, Refer to page 8
Cable	1.13mm and 1.37mm Dia., Refer to page 8
Operating Temperature	-40 to +85°C
Storage Temperature	-40 to +85°C
Hazardous Materials	A certificate of conformance is available from the product page on TE website.

Antenna RF Specifications with different cable assemblies

P/N Cable Length/ Connector/ Cable OD	RF DATA	Frequency Range (MHz)
		5900-8500
2108965-1 50 mm MHF 1.37 mm	VSWR	< 2.1:1
	Average Efficiency	78 %
	Peak Gain (Max)	4.2 dBi
	Average Gain	-1.1 dBi
2108965-2 100 mm MHF 1.37 mm	VSWR	<2.1:1
	Average Efficiency	74 %
	Peak Gain (Max)	4.0 dBi
	Average Gain	-1.3 dBi
2108965-3 150 mm MHF 1.37 mm	VSWR	<2.0:1
	Average Efficiency	69 %
	Peak Gain (Max)	3.7 dBi
	Average Gain	-1.6 dBi
2108965-4 200 mm MHF 1.37 mm	VSWR	<2.0:1
	Average Efficiency	65 %
	Peak Gain (Max)	3.4 dBi
	Average Gain	-1.9 dBi

CABLE LOSS

OD 1.37mm (P/N: 3-2108965-x)	
Freq. Range (MHz)	5900-8500
Cable attenuation (dB/m)	< 5.6

Antenna RF Specifications with different cable assemblies

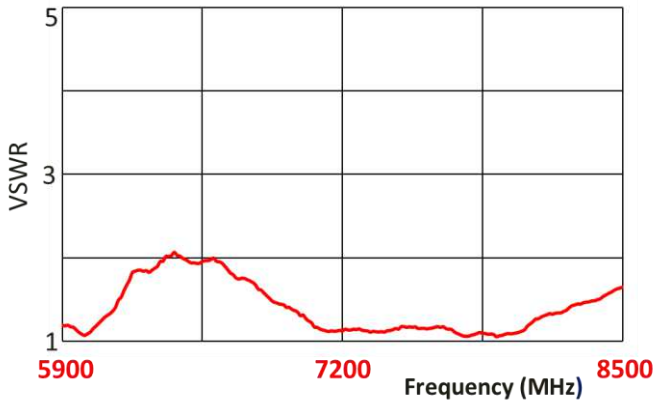
P/N Cable Length/ Connector/ Cable OD	RF DATA	Frequency Range (MHz)
		5900-8500
2108965-5 50 mm MHF4L 1.13 mm	VSWR	< 2.0:1
	Average Efficiency	77%
	Peak Gain (Max)	4.2 dBi
	Average Gain	-1.1 dBi
2108965-6 100 mm MHF4L 1.13 mm	VSWR	< 2.1:1
	Average Efficiency	71%
	Peak Gain (Max)	3.8 dBi
	Average Gain	-1.5 dBi
2108965-7 150 mm MHF4L 1.13 mm	VSWR	< 1.8:1
	Average Efficiency	66%
	Peak Gain (Max)	3.5 dBi
	Average Gain	-1.8 dBi
2108965-8 200 mm MHF4L 1.13 mm	VSWR	< 1.8:1
	Average Efficiency	61%
	Peak Gain (Max)	3.1 dBi
	Average Gain	-2.2 dBi

CABLE LOSS

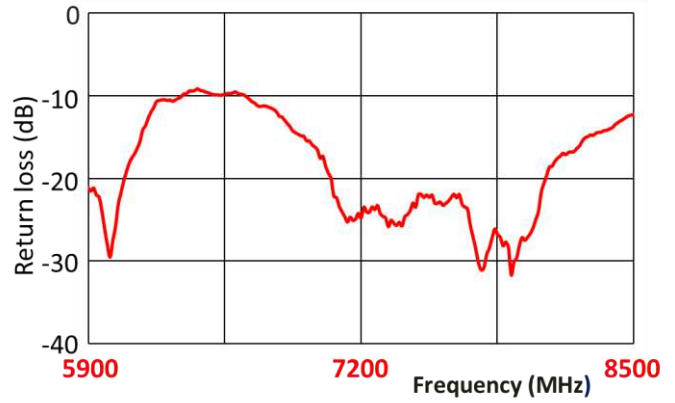
OD 1.13mm (P/N: 3-2108965-x)	
Freq. Range (MHz)	5900-8500
Cable attenuation (dB/m)	< 7.0

RF DATA (Shown as 2108965-1 : Others can vary with different cable lengths.)

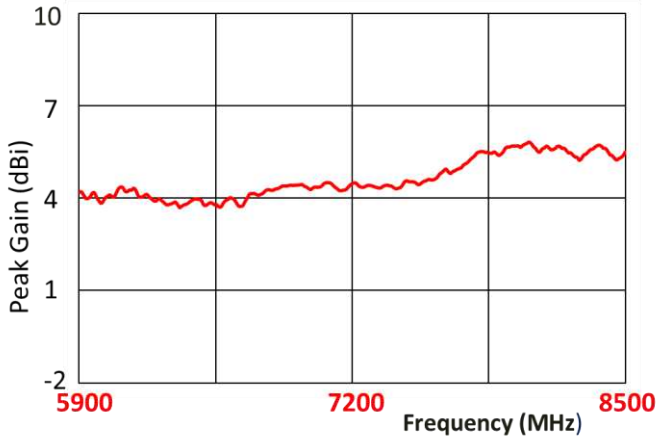
VSWR



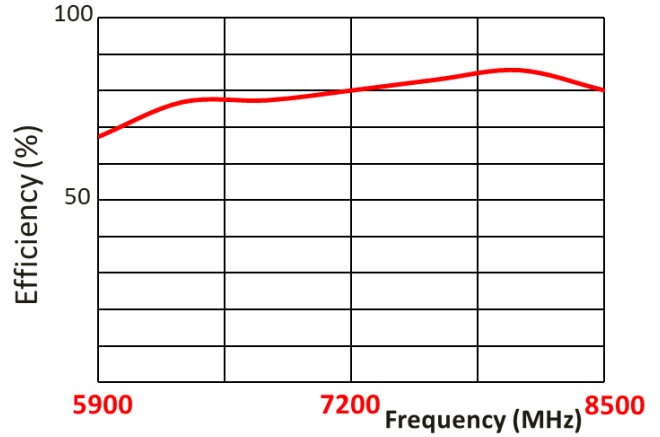
Return Loss



Peak Gain



Efficiency

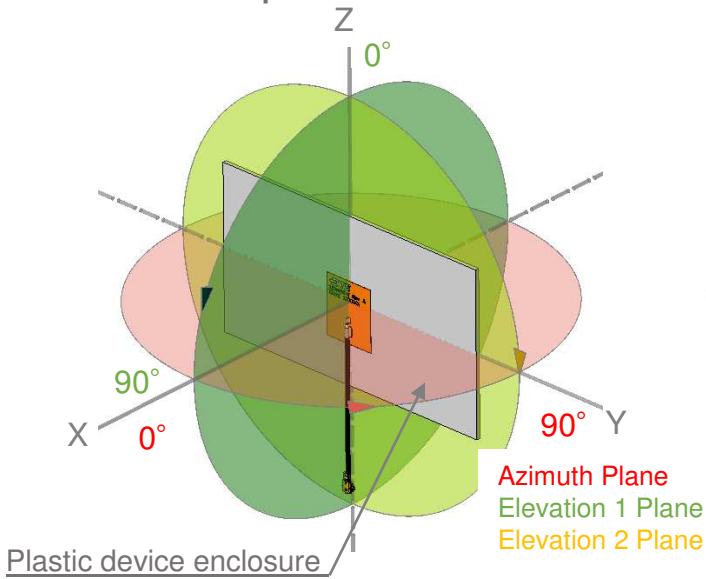


Data measured in free space and on 165 x 100 x 2 mm PC plastic

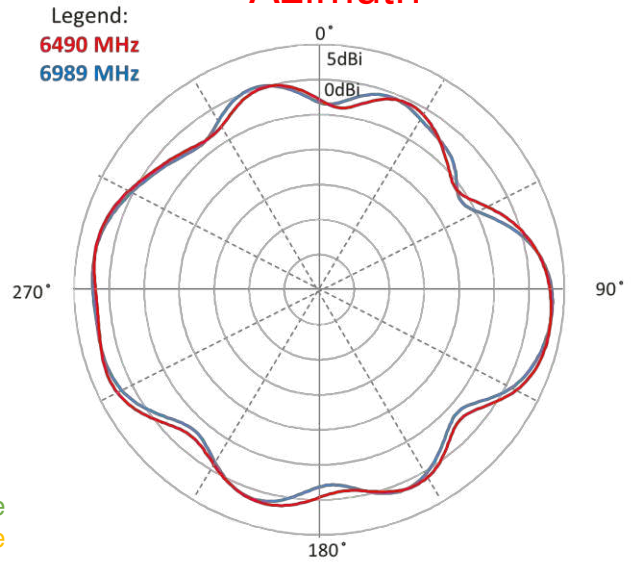
RADIATION PATTERN

(Shown as 2108965-1 : Others can vary with different cable lengths.)

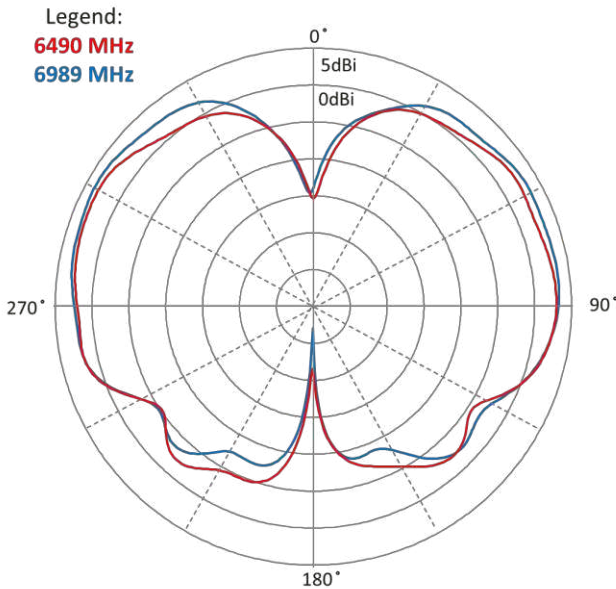
Test setup



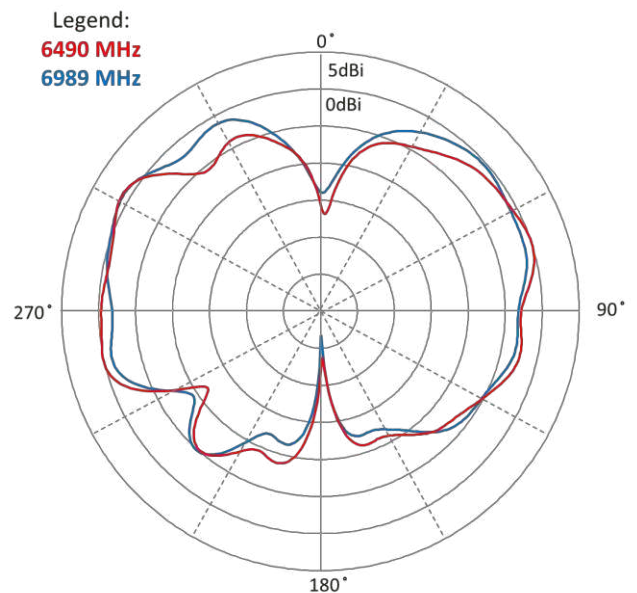
Azimuth



Elevation 1



Elevation 2

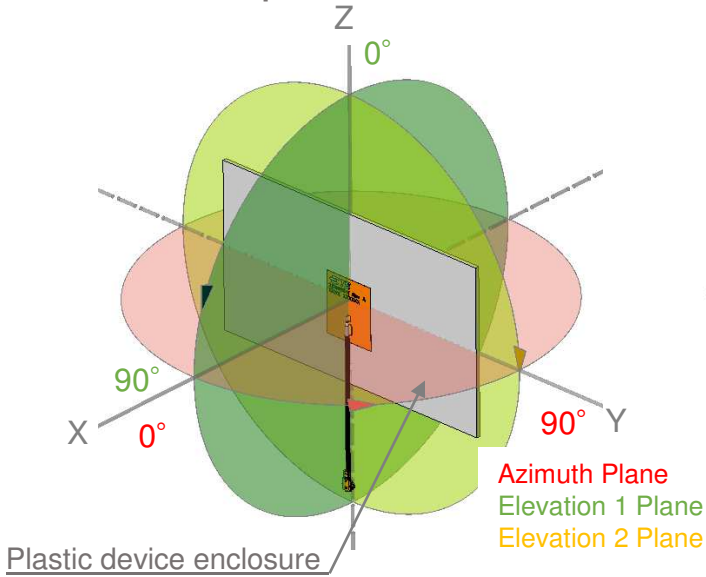


Data measured in free space and on 165 x 100 x 2 mm PC plastic

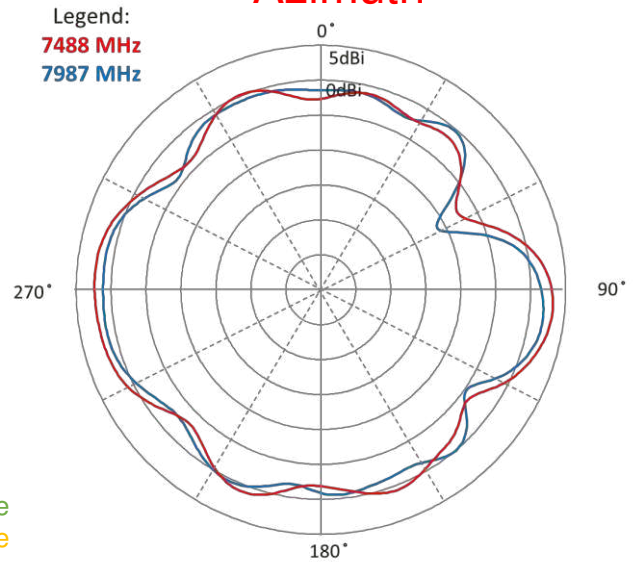
RADIATION PATTERN

(Shown as 2108965-1 : Others can vary with different cable lengths.)

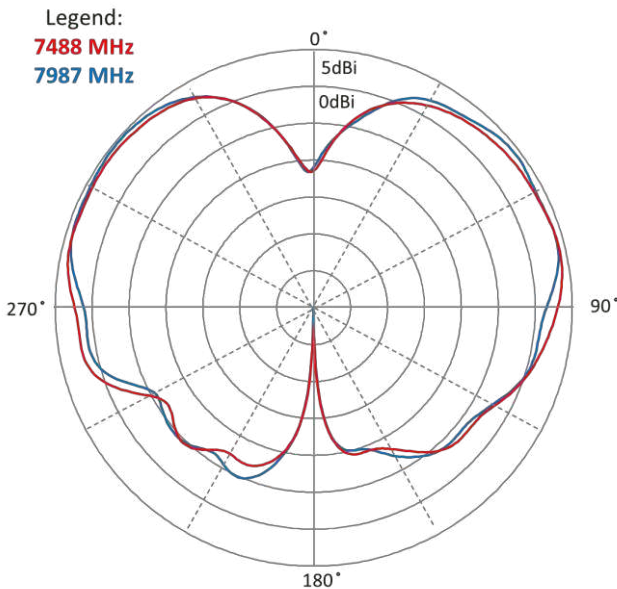
Test setup



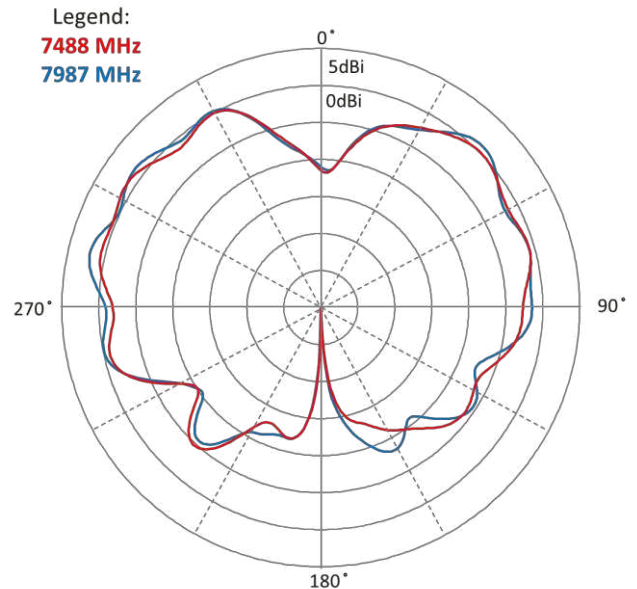
Azimuth



Elevation 1

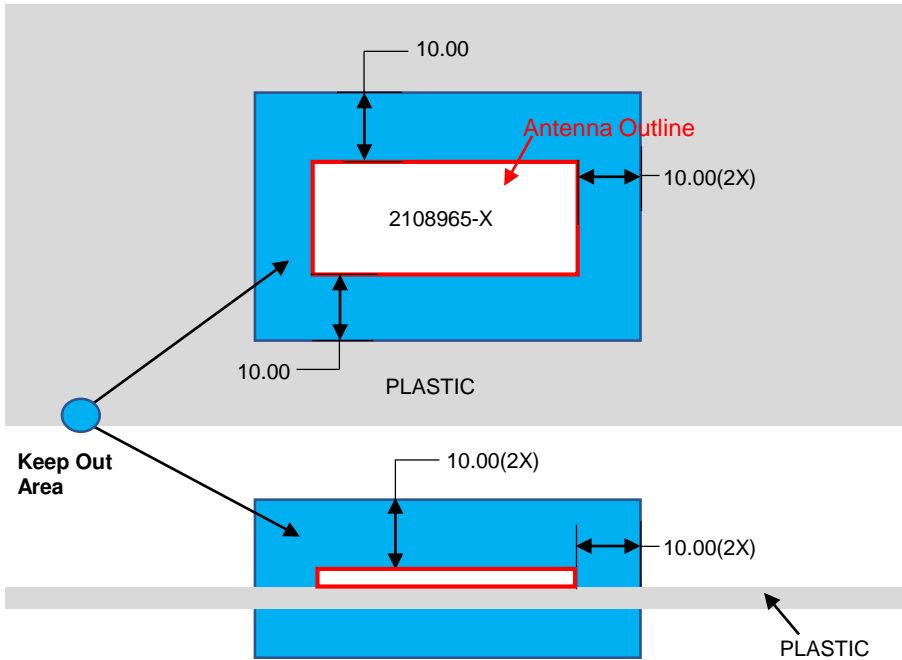


Elevation 2



Data measured in free space and on 165 x 100 x 2 mm PC plastic

KEEP OUT AREA

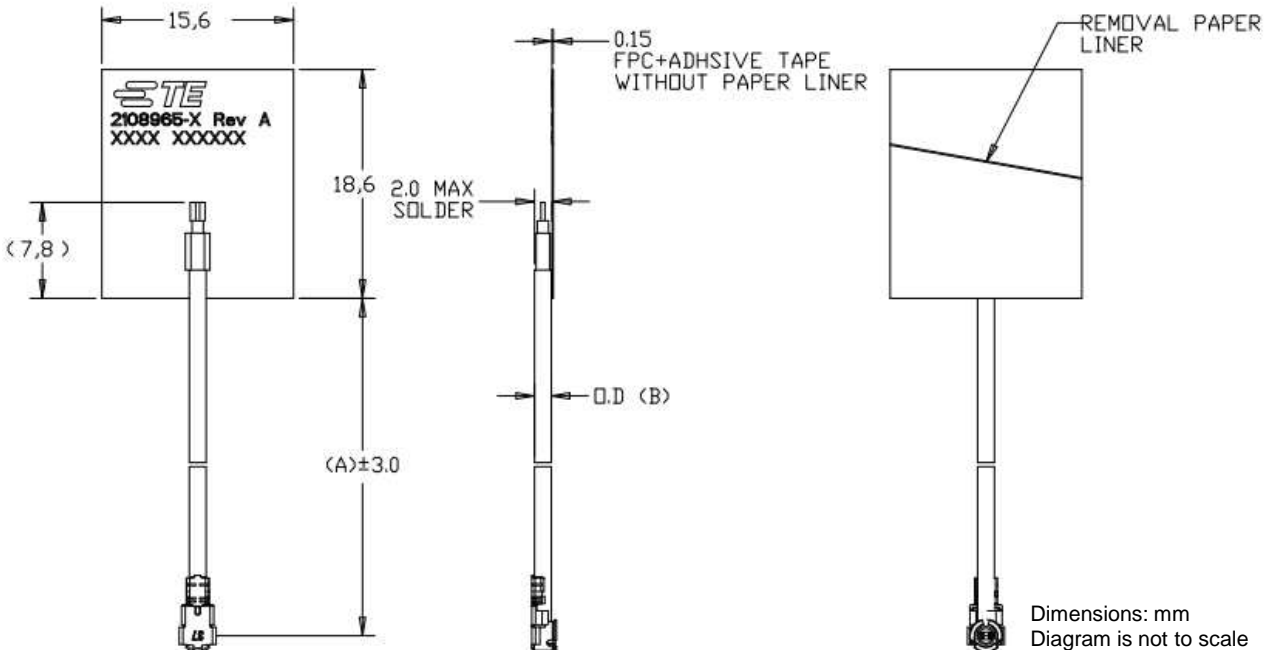


- NOTES: 1. Antenna designed to be mounted on plastic cover.
2. Area in blue above indicates Keep Out Area.
3. For more information please call TE.

Dimensions: mm
Diagram is not to scale



DIMENSIONS

(Refer to Page 9 for dimension "A" and "B")

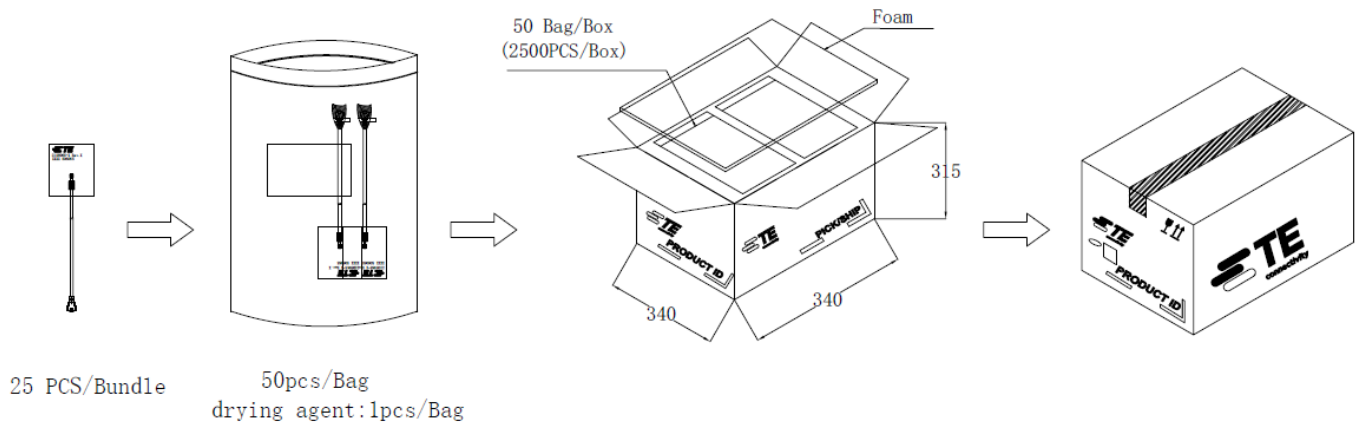


Dimensions: mm
Diagram is not to scale

MATING COMPONENTS TO PART NUMBERS AND DIMENSIONS

2108965-1	50.0	1.968	1.37	MHF-TYPE PLUG	RECEPTACLE (TE PN: 2337019-1)	
2108965-2	100.0	3.937	1.37	MHF-TYPE PLUG	RECEPTACLE (TE PN: 2337019-1)	
2108965-3	150.0	5.905	1.37	MHF-TYPE PLUG	RECEPTACLE (TE PN: 2337019-1)	
2108965-4	200.0	7.784	1.37	MHF-TYPE PLUG	RECEPTACLE (TE PN: 2337019-1)	
2108965-5	50.0	1.968	1.13	MHF4L-TYPE PLUG	RECEPTACLE (TE PN: 2334884-1)	
2108965-6	100.0	3.937	1.13	MHF4L-TYPE PLUG	RECEPTACLE (TE PN: 2334884-1)	
2108965-7	150.0	5.905	1.13	MHF4L-TYPE PLUG	RECEPTACLE (TE PN: 2334884-1)	
2108965-8	200.0	7.784	1.13	MHF4L-TYPE PLUG	RECEPTACLE (TE PN: 2334884-1)	
PART NUMBER	MM	INCH	CABLE O.D("B"), MM	CONNECTOR TYPE (ON CABLE)	PART NUMBER MATING COMPONENTS	IMAGE

PACKAGING



TE TECHNICAL SUPPORT CENTER

USA: +1 (800) 522-6752
Canada: +1 (905) 475-6222
Mexico: +52 (0) 55-1106-0800
Latin/S. America: +54 (0) 11-4733-2200
Germany: +49 (0) 6251-133-1999
UK: +44 (0) 800-267666
France: +33 (0) 1-3420-8686
Netherlands: +31 (0) 73-6246-999
China: +86 (0) 400-820-6015

For phone numbers in other countries, go to te.com/support-center

te.com

TE Connectivity, TE Connectivity (logo) are trademarks. All other logos, products and/or company names referred to herein might be trademarks of their respective owners.

The information given herein, including drawings, illustrations and schematics which are intended for illustration purposes only, is believed to be reliable. However, TE Connectivity makes no warranties as to its accuracy or completeness and disclaims any liability in connection with its use. TE Connectivity's obligations shall only be as set forth in TE Connectivity's Standard Terms and Conditions of Sale for this product and in no case will TE Connectivity be liable for any incidental, indirect or consequential damages arising out of the sale, resale, use or misuse of the product. Users of TE Connectivity products should make their own evaluation to determine the suitability of each such product for the specific application.

© 2020 TE Connectivity Ltd. family of companies All Rights Reserved.

06/2022