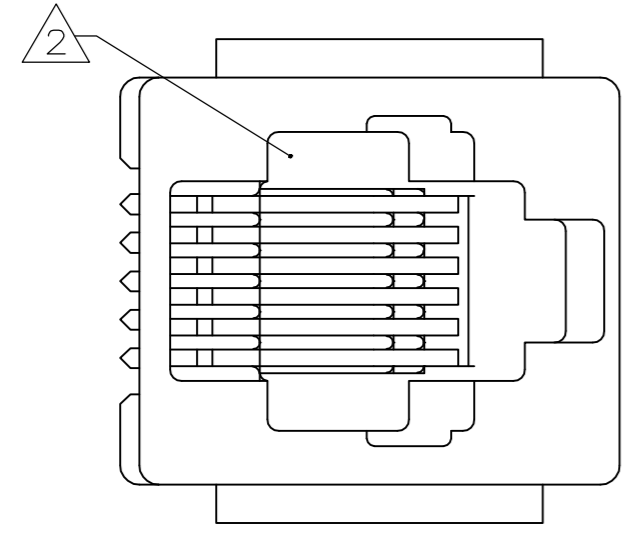
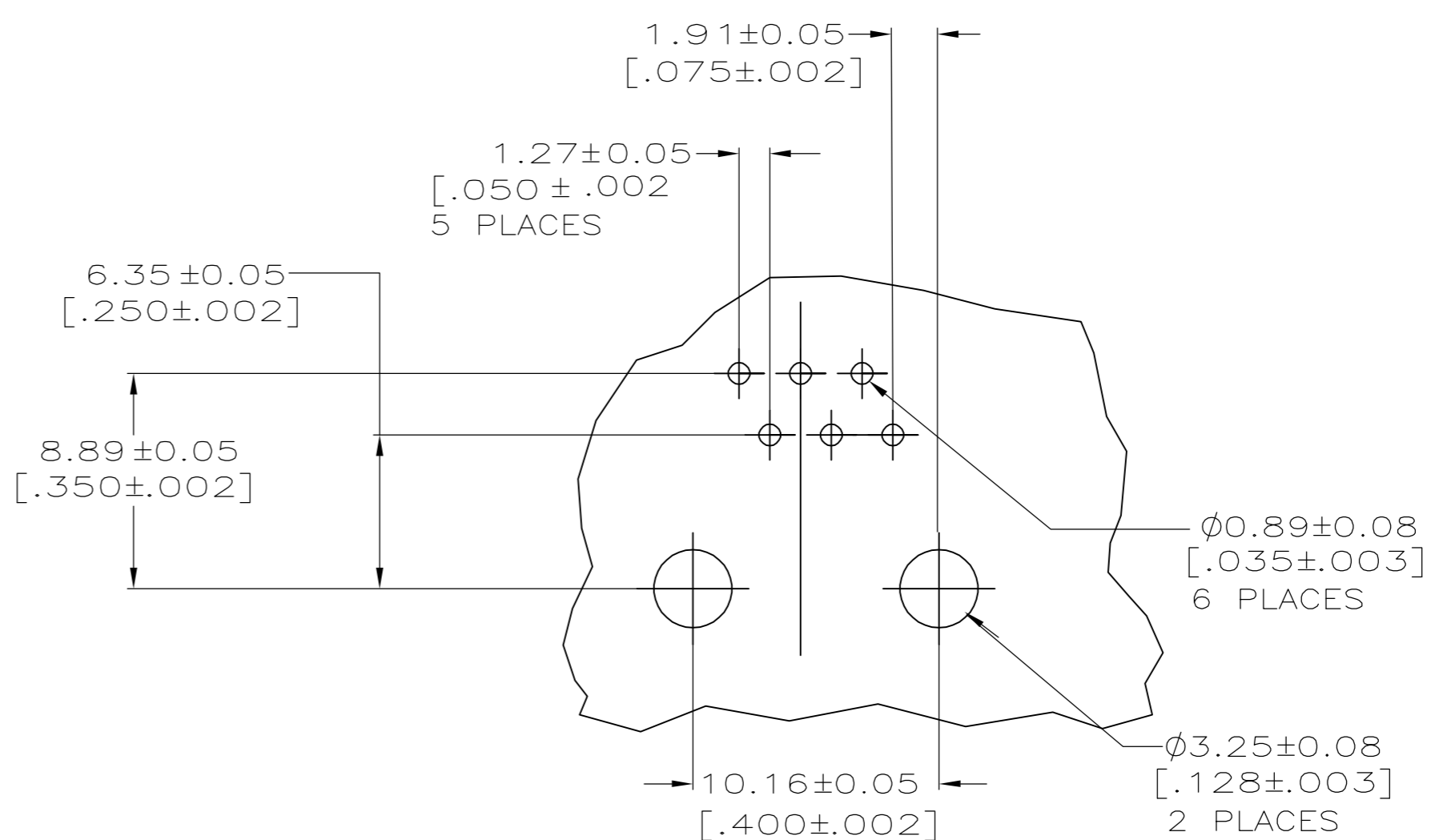
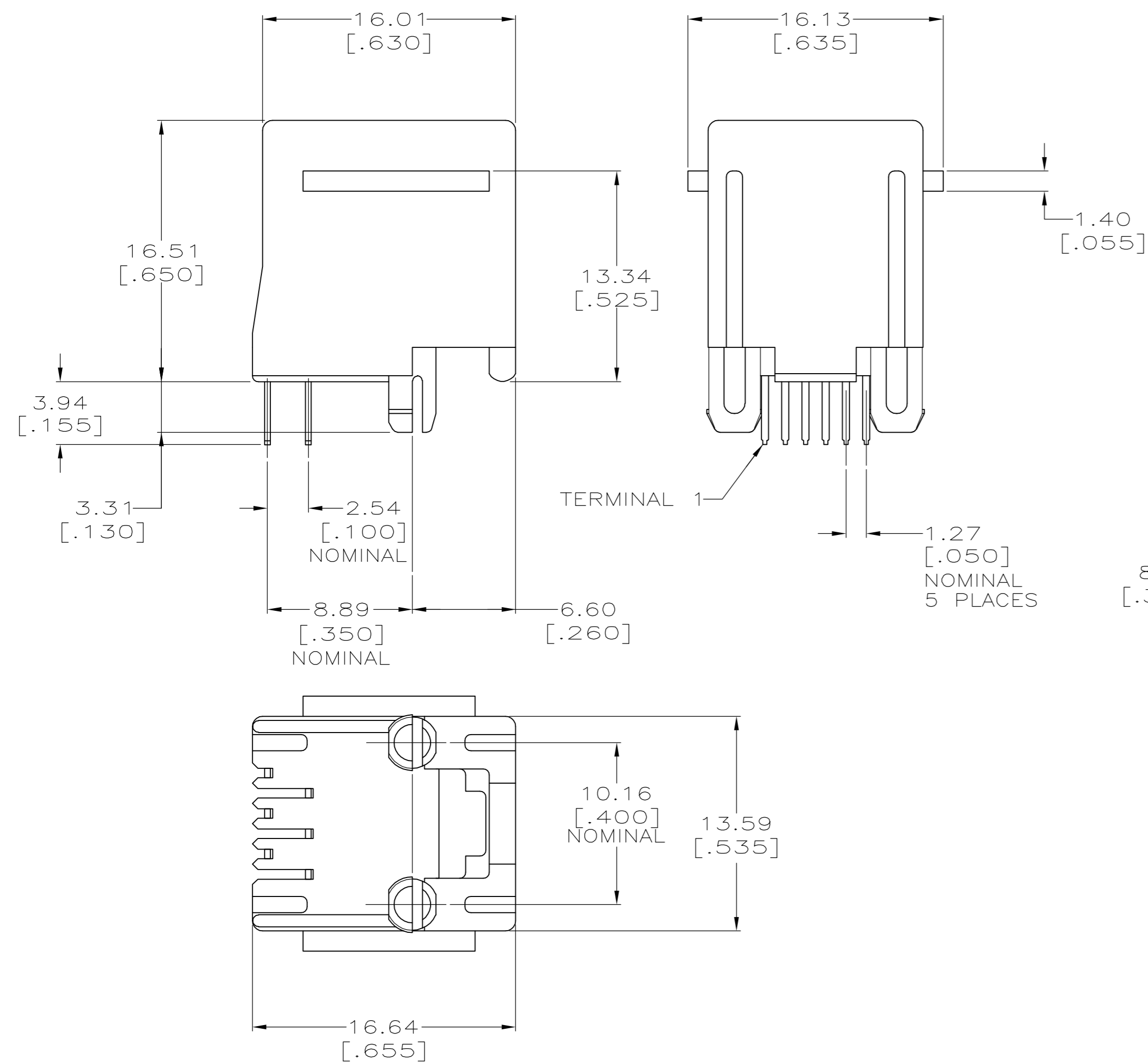


THIS DRAWING IS UNPUBLISHED. RELEASED FOR PUBLICATION  
 © COPYRIGHT BY TYCO ELECTRONICS CORPORATION. ALL RIGHTS RESERVED.

LOC		DIST		REVISIONS			
P	LTR	DESCRIPTION		DATE	DWN	APVD	
-	00	A	REV PER EC 0S11-0201-04	06JUN2005	GA	SF	



- ⚠ MATERIAL: HOUSING - BLACK PBT POLYESTER, BLACK, UL 94V-0.  
 TERMINAL - 0.36 [.014] THICK PHOS-BRONZE PLATED WITH 1.27µm [.000050] MINIMUM THICK GOLD IN LOCALIZED AREA AND 3.81µm [.000150] MINIMUM THICK MATTE TIN IN SOLDER AREA OVER 1.27µm [.000050] MINIMUM THICK NICKEL UNDERPLATE.
- ⚠ JACK CAVITY CONFORMS TO FCC RULES AND REGULATIONS PART 68 AND REA BULLETIN 345-81, PE-76 SPECIFICATION FOR MODULAR TELEPHONE HARDWARE.
- ⚠ DIMENSIONS ARE MAXIMUM UNLESS OTHERWISE SPECIFIED.
- ⚠ BULK PACKAGE IN A TRAY
- ⚠ PACKAGED 28 PIECES PER TUBE



⚠	6	5520258-4
⚠	6	5520258-3
⚠	4	5520258-2
PACKAGED	CONTACTS	PART NUMBER

THIS DRAWING IS A CONTROLLED DOCUMENT.		DWN G. ATTADIA - DOCK5 06JUN2005	<b>tyco</b> Tyco Electronics Corporation Harrisburg, Pa 17105-3608	
DIMENSIONS: mm [INCHES]		CHK J. WESTMAN 06JUN2005		
TOLERANCES UNLESS OTHERWISE SPECIFIED:		APVD S. FLICKINGER 06JUN2005	NAME MODULAR JACK ASSEMBLY, TOP ENTRY, 6 POSITION, FLANGELESS, WITH PANEL STOPS	
0 PLC ± -		PRODUCT SPEC 108-1163	SIZE CAGE CODE DRAWING NO RESTRICTED TO	
1 PLC ± - ⚠		APPLICATION SPEC 114-2048	A2 00779 C=5520258	
2 PLC ± -		WEIGHT -	SCALE 4:1 SHEET 1 OF 1 REV A	
3 PLC ± -		CUSTOMER DRAWING		
4 PLC ± -				
ANGLES ± -				
FINISH ± -				