

BLM□□B Series



The BLM□□B Series ferrite beads have been developed to pass signal frequencies from 10MHz to 100MHz while exhibiting high impedance characteristics to reduce EMI noise above these specific frequencies.

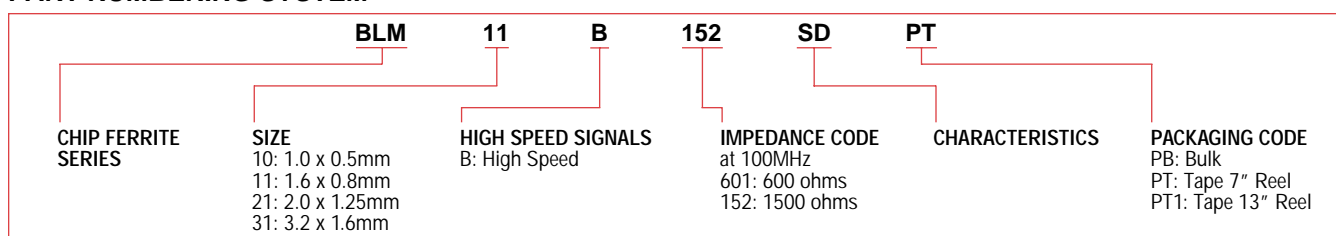
FEATURES

- Designed to reduce noise above operating frequencies from 10 to 100MHz
- High impedance characteristics
- Small size
- Suitable for flow and reflow soldering

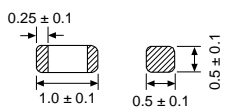
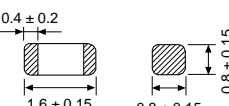
APPLICATIONS

- Computers and peripheral equipment
- Consumer products
- High speed circuits
- Suitable for circuits with unstable ground

PART NUMBERING SYSTEM

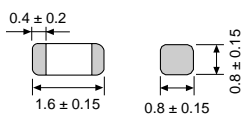
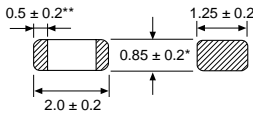
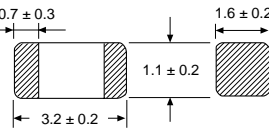


SPECIFICATIONS

| Dimensions: mm | Part Number | Impedance (Ohms) Typ. at 100MHz | Rated Current (mA) | DCR (Ohms max.) | Operating Temperature Range |
|--|-------------------------|------------------------------------|--------------------|-----------------|-----------------------------|
| 0402  | ★BLM10B750SB | 75 | 100 | 0.8 | -55 ~ +125°C |
| | ★BLM10B121SB | 120 | 50 | 1.1 | |
| | ★BLM10B221SB | 220 | | 1.4 | |
| | ★BLM10B421SD | 420 | | 1.3 | |
| | ★BLM10B601SD | 600 | | 1.5 | |
| | ★BLM10B102SD | 1000 | | 1.4 | |
| 0603  | NEW ★BLM11B050SB | 5 | | 700 | |
| | NEW ★BLM11B050SA | 5 | 500 | 0.20 | |
| | ★BLM11B100SB | 10 | | 0.15 | |
| | NEW ★BLM11B100SA | 10 | | 0.25 | |
| | ★BLM11B220SB | 22 | | 0.25 | |
| | NEW ★BLM11B220SA | 22 | 0.35 | | |
| | ★BLM11B470SB | 47 | 0.3 | | |
| | NEW ★BLM11B470SA | 47 | 300 | 0.55 | |
| | ★BLM11B600SB | 60 | 200 | 0.35 | |
| | ★BLM11B750S | 75 | 300 | 0.35 | |
| | NEW ★BLM11B750SA | 75 | | 0.70 | |
| | NEW ★BLM11B121SB | 120 | 200 | 0.5 | |
| | NEW ★BLM11B121SA | 120 | | 0.90 | |
| | ★BLM11B121SD | 120 | | 0.4 | |
| | ★BLM11B141S | 140 | | 0.55 | |
| | ★BLM11B151SB | 150 | | 0.55 | |
| | ★BLM11B151SD | 150 | | 0.4 | |
| | ★BLM11B221SB | 220 | | 0.65 | |
| | ★BLM11B221SD | 220 | | 0.45 | |
| | ★BLM11B331SB | 330 | | 0.75 | |
| ★BLM11B331SD | 330 | 0.5 | | | |
| ★BLM11B421S | 420 | 0.55 | | | |
| ★BLM11B471SB | 470 | 50 | | 1.0 | |
| ★BLM11B471SD | 470 | 200 | 0.55 | | |
| ★BLM11B601S | 600 | | 0.65 | | |

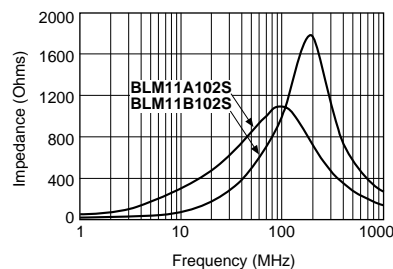
*Available as standard through authorized Murata Electronics Distributors.

SPECIFICATIONS

| Dimensions: mm | Part Number | Impedance (Ohms) Typ. @ 100MHz | Rated Current (mA) | DCR (Ohms max.) | Operating Temperature Range |
|--|--------------|-----------------------------------|--------------------|-----------------|-----------------------------|
| 0603  | ★BLM11B102S | 1000 | 100 | 0.85 | -55 ~ +125°C |
| | ★BLM11B152SD | 1500 | 50 | 1.2 | |
| | ★BLM11B182S | 1800 | | 1.5 | |
| | ★BLM11B222SD | 2200 | | 1.5 | |
| | ★BLM11B252SD | 2500 | | 1.5 | |
| 0805  <p>*1.25 ± 0.3 on BLM21B222S/272S **0.3 ± 0.2 on BLM21B272S</p> | ★BLM21B050S | 5 | | 500 | |
| | ★BLM21B600SB | 60 | 200 | 0.20 | |
| | ★BLM21B750S | 75 | | 0.25 | |
| | ★BLM21B121SB | 120 | | 0.25 | |
| | ★BLM21B121SD | 120 | | 0.25 | |
| | ★BLM21B151SB | 150 | | 0.25 | |
| | ★BLM21B151SD | 150 | | 0.25 | |
| | ★BLM21B201S | 200 | | 0.35 | |
| | ★BLM21B221SB | 220 | | 0.35 | |
| | ★BLM21B221SD | 220 | | 0.25 | |
| | ★BLM21B331SB | 330 | | 0.40 | |
| | ★BLM21B331SD | 330 | | 0.30 | |
| | ★BLM21B421S | 420 | | 0.30 | |
| | ★BLM21B471SB | 470 | | 0.45 | |
| | ★BLM21B471SD | 470 | | 0.35 | |
| | ★BLM21B601S | 600 | | 0.35 | |
| | ★BLM21B751SD | 750 | | 0.40 | |
| | ★BLM21B102S | 1000 | | 0.40 | |
| | ★BLM21B152SD | 1500 | | 0.45 | |
| | ★BLM21B182SD | 1800 | | 0.50 | |
| ★BLM21B222SD | 2200 | 0.60 | | | |
| ★BLM21B222S | 2200 | 0.60 | | | |
| ★BLM21B272S | 2700 | 0.80 | | | |
| 1206  | ★BLM31B601F1 | 600 | 300 | 0.35 | |

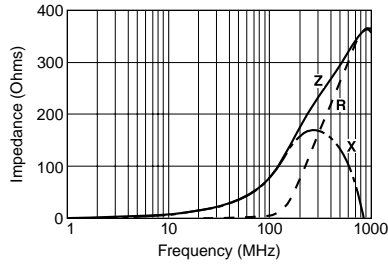
* Available as standard through authorized Murata Electronics Distributors.

COMPARISON BLM11A SERIES vs. BLM11B SERIES

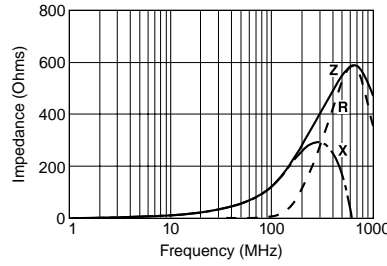


TYPICAL IMPEDANCE CHARACTERISTICS

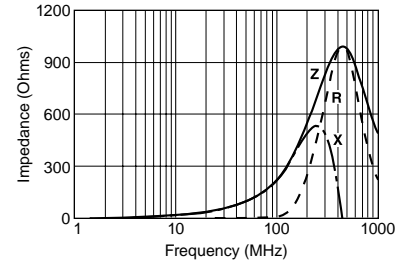
BLM10B750SB



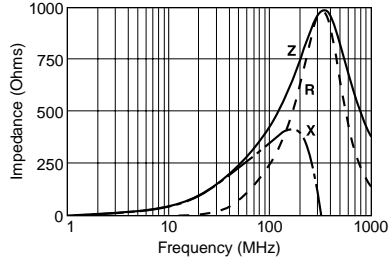
BLM10B121SB



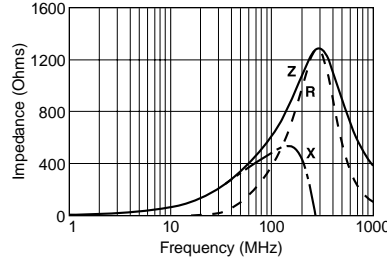
BLM10B221SB



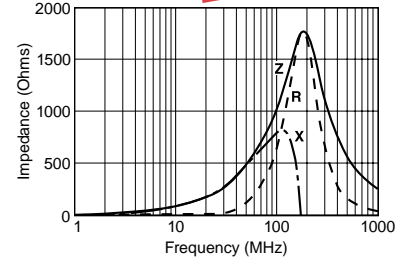
BLM10B421SD



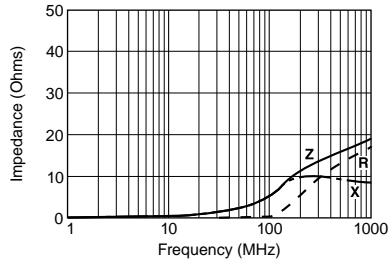
BLM10B601SD



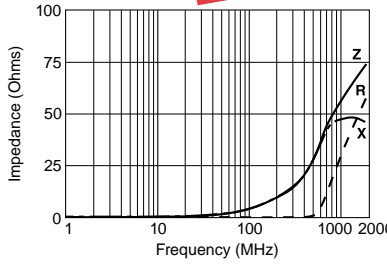
BLM10B102SD **NEW**



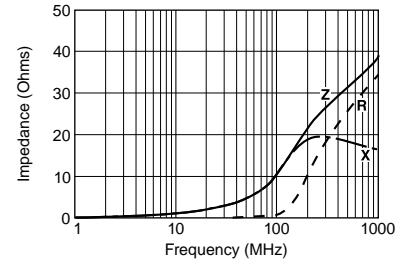
BLM11B050SB



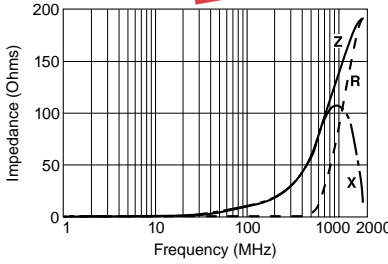
BLM11B050SA **NEW**



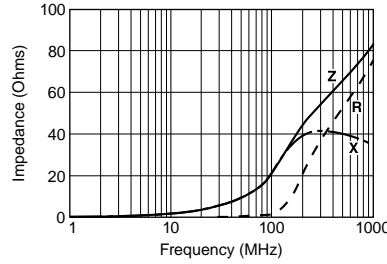
BLM11B100SB



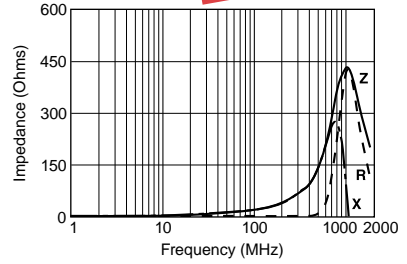
BLM11B100SA **NEW**



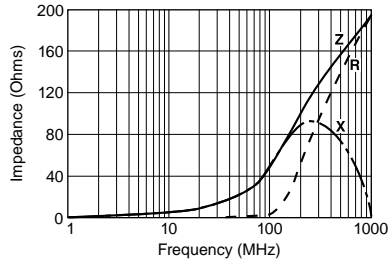
BLM11B220SB



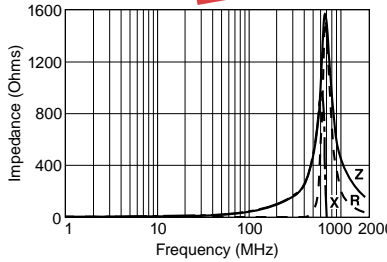
BLM11B220SA **NEW**



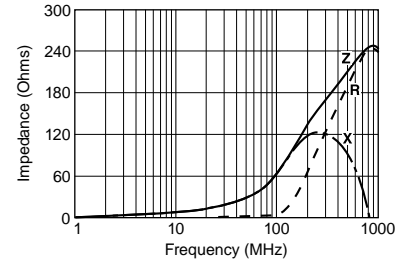
BLM11B470SB



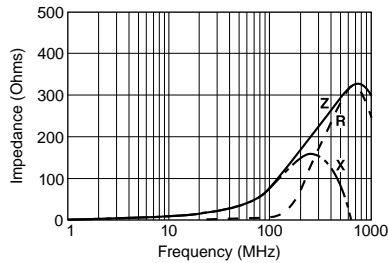
BLM11B470SA **NEW**



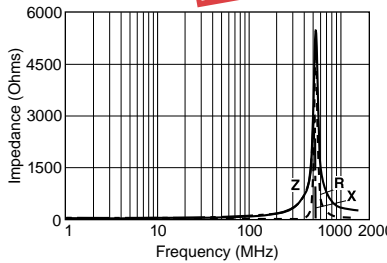
BLM11B600SB



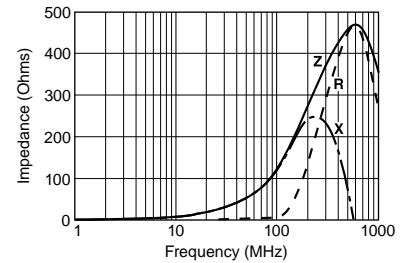
BLM11B750S



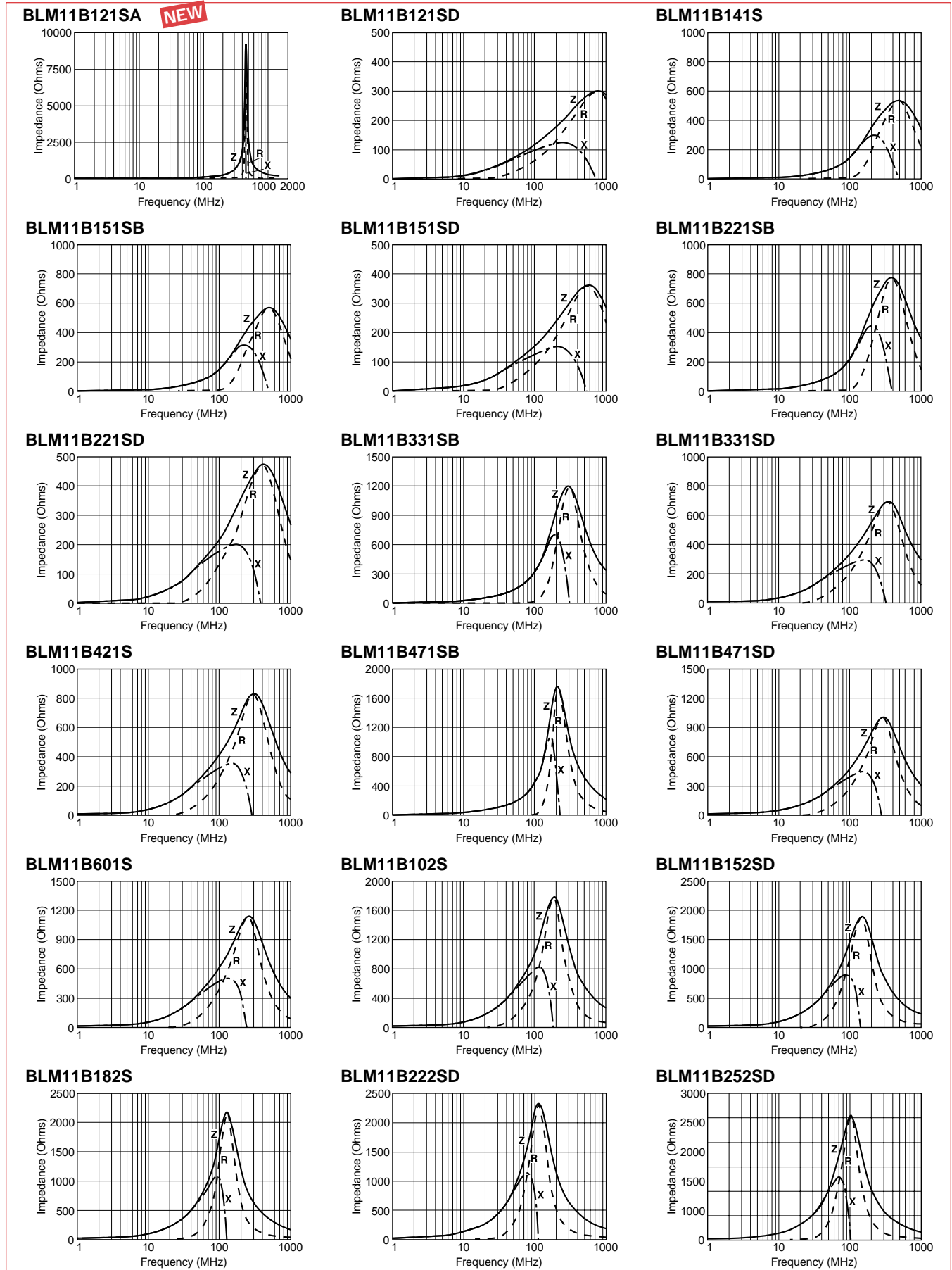
BLM11B750SA **NEW**



BLM11B121SB

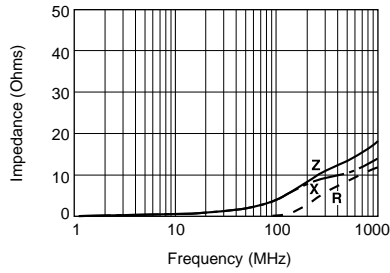


TYPICAL IMPEDANCE CHARACTERISTICS

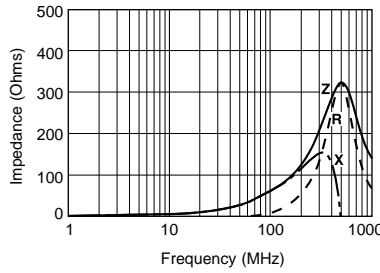


TYPICAL IMPEDANCE CHARACTERISTICS

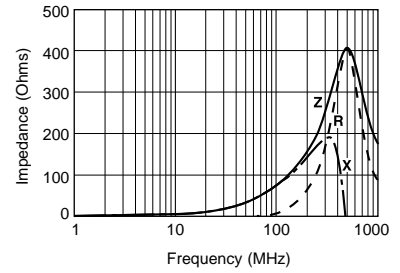
BLM21B050S



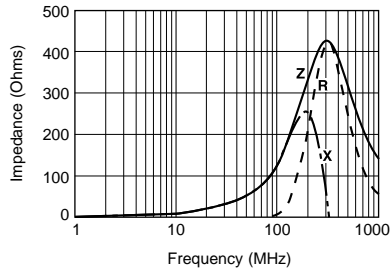
BLM21B600SB



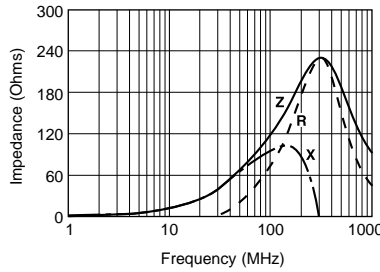
BLM21B750S



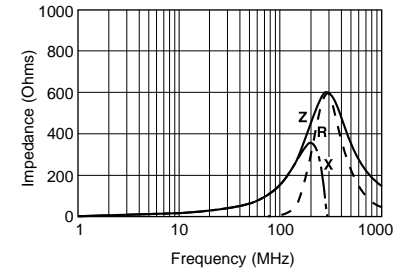
BLM21B121SB



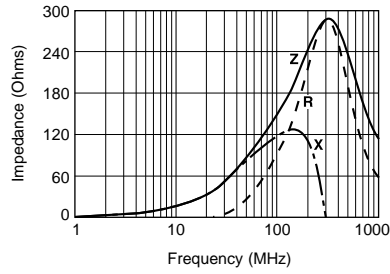
BLM21B121SD



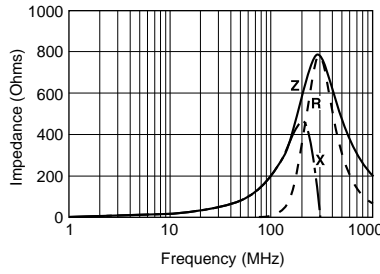
BLM21B151SB



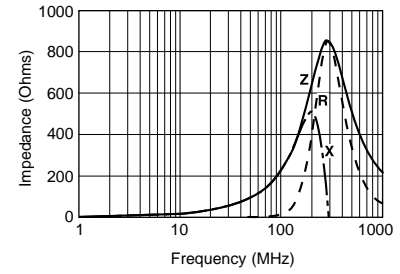
BLM21B151SD



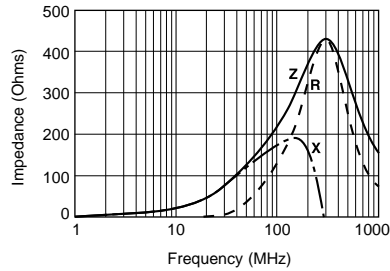
BLM21B201S



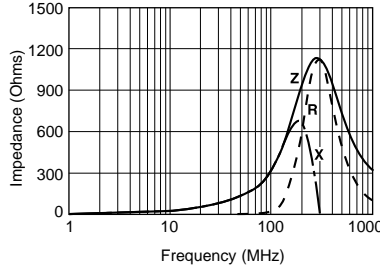
BLM21B221SB



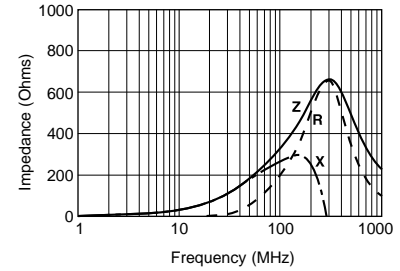
BLM21B221SD



BLM21B331SB

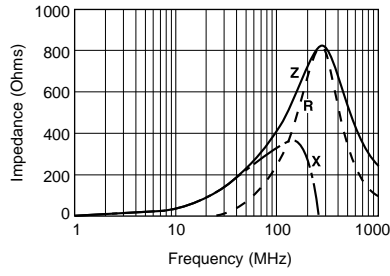


BLM21B331SD

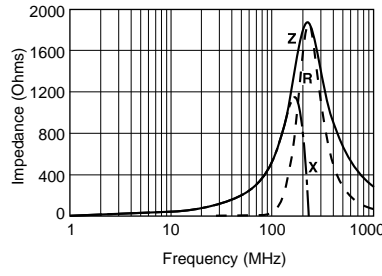


TYPICAL IMPEDANCE CHARACTERISTICS

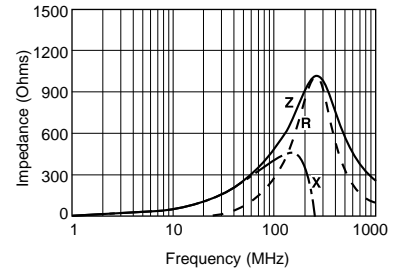
BLM21B421S



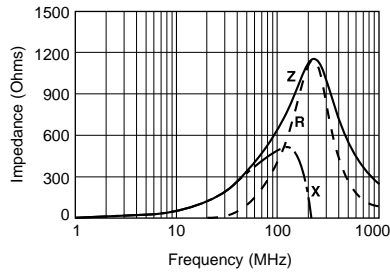
BLM21B471SB



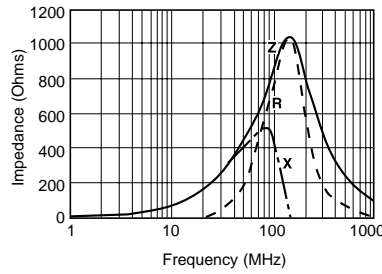
BLM21B471SD



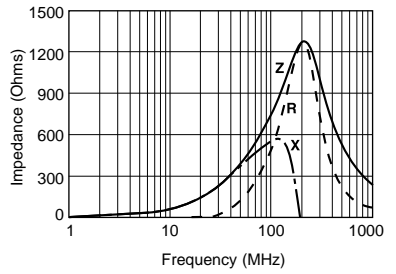
BLM21B601S



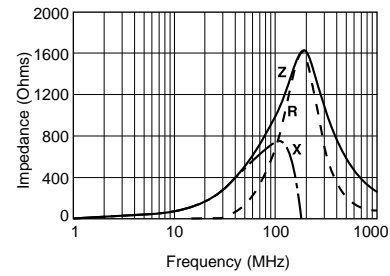
BLM21B751S



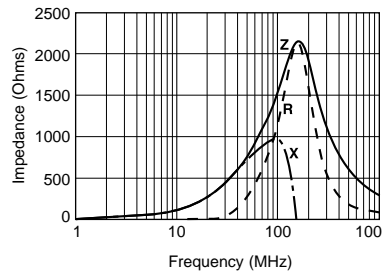
BLM21B751SD



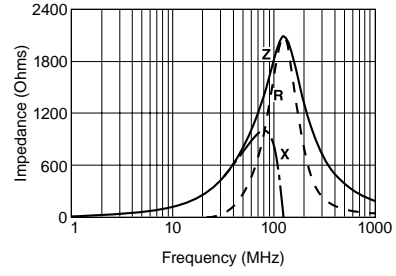
BLM21B102S



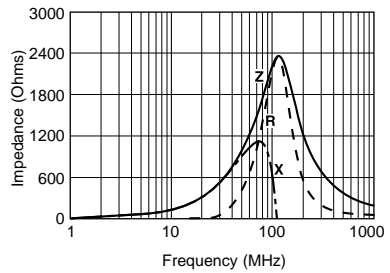
BLM21B152SD



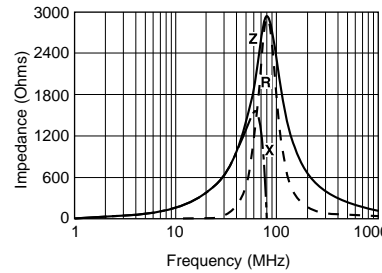
BLM21B182SD



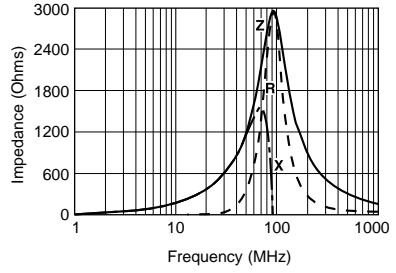
BLM21B222SD



BLM21B222S



BLM21B272S



BLM31B601FI

