

XT518B1PCL2

Telemecanique Capacitive proximity sensors XT, cylindrical M18, brass, Sn 5mm, 12..24VDC, cable 2 m



Main

Range of product	Telemecanique Capacitive proximity sensors XT
Product or component type	Sensor
Sensor type	Capacitive proximity sensor
Product specific application	Detection of insulated or conductive materials
Sensor name	XT5
Sensor design	Cylindrical M18
Size	70 mm
Body type	Fixed
Detector flush mounting acceptance	Flush mountable
Material	Nickel copper alloy
Enclosure material	Nickel plated brass
Type of output signal	Discrete
Wiring technique	4-wire
[Sn] nominal sensing distance	5 mm
Discrete output function	1 NC + 1 NO
Output circuit type	DC
Discrete output type	PNP
Electrical connection	Cable
Cable length	2 m
[Us] rated supply voltage	12...24 V DC with reverse polarity protection
Maximum delay response	15 ms
IP degree of protection	IP67 conforming to IEC 60529 IP65 conforming to IEC 60529

Complementary

ISO thread	M18 x 1
Detection face	Frontal
Front material	PBT
[Sa] assured operating distance	0...3.6 mm
Adjustment zone	2...7.5 mm
Differential travel	< 1...20 % Sr
Repeat accuracy	< 5 % Sr
Wire insulation material	PVC
Status LED	Supply state indication: 1 LED (green) Output state indication: 1 LED (yellow)
Supply voltage limits	10...30 V DC
Maximum residual current	0.1 mA open state
Protection type	Short-circuit protection
Switching frequency	<= 40 Hz
Maximum voltage drop	<2.5 V (closed)
Current consumption	< 15 mA
Maximum delay first up	300 ms

Maximum delay recovery	15 ms
Maximum switching current	200 mA
Marking	CE UKCA
Setting-up	Sensitivity by potentiometer
Threaded length	50 mm
Length	70 mm
Net weight	0.15 kg




Environment

Standards	EN/IEC 60947-5-2
Product certifications	cULus
Ambient air temperature for operation	-25...70 °C
Electrical insulation class	Class III
Vibration resistance	10 gn amplitude = 1 mm (f = 10...55 Hz) conforming to IEC 60068-2-6
Shock resistance	30 gn for 11 ms conforming to IEC 60068-2-27
Resistance to electrostatic discharge	4 kV contact conforming to IEC 61000-4-2 8 kV air conforming to IEC 61000-4-2
Resistance to electromagnetic fields	10 V/m conforming to IEC 61000-4-3
Resistance to fast transients	2 kV conforming to IEC 61000-4-4

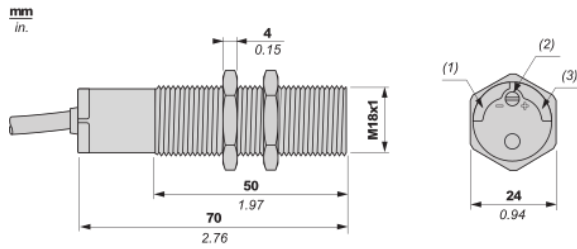
Packing Units

Unit Type of Package 1	PCE
Number of Units in Package 1	1
Package 1 Height	2.0 cm
Package 1 Width	14.0 cm
Package 1 Length	14.5 cm
Package 1 Weight	141.0 g
Unit Type of Package 2	S02
Number of Units in Package 2	40
Package 2 Height	15.0 cm
Package 2 Width	30.0 cm
Package 2 Length	40.0 cm
Package 2 Weight	5.975 kg

Offer Sustainability

REACH Regulation	 REACH Declaration
REACH free of SVHC	Yes
EU RoHS Directive	Pro-active compliance (Product out of EU RoHS legal scope)  EU RoHS Declaration
Mercury free	Yes
RoHS exemption information	 Yes

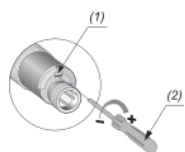
Dimensions



- (1) Output status LED (yellow)
- (2) Adjustment potentiometer (sensitivity)
- (3) Power ON LED (green)

Mounting and Clearance

Sensitivity adjustment

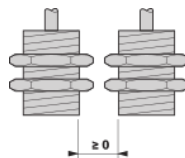


- (1) Adjustment potentiometer
- (2) Adjustment using suitable screwdriver (included with sensor)

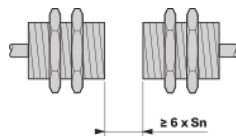
Mounting and Clearance

Minimum Mounting Distances

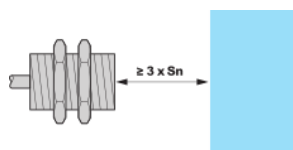
Side by side



Face to face



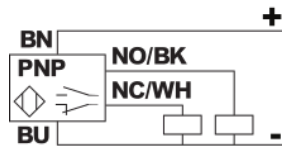
Facing a Metal Object



Connections and schema

Wiring diagram

4-wire DC, PNP, NO + NC output, pre-cabled



BU: Blue
BN: Brown
BK: Black
WH: White