

2-1571586-8 **x** OBSOLETE

DIPLOMATE

TE Internal #: 2-1571586-8


TE Internal Description: 824-AG11D-LF=800 DIP,PCB,AU/SN

DIP Socket: Standard, Screw Machine, Open, Gold

[View on TE.com >](#)



Connectors > Socket Connectors > IC Sockets > DIP Sockets > DIP Socket: Standard, Screw Machine, Open, Gold



Contact Fabrication: **Solid**

Number of Positions: **24**

Connector Profile: **Standard**

Row-to-Row Spacing: **15.24 mm [.6 in]**

Contact Mating Area Plating Material: **Gold (Au)**

All DIP Socket: Standard, Screw Machine, Open, Gold (0)

Features

Product Type Features

Connector & Contact Terminates To	Printed Circuit Board
-----------------------------------	-----------------------

Configuration Features

PCB Mount Orientation	Vertical
Number of Rows	2
Number of Positions	24

Electrical Characteristics

Contact Resistance	10 mΩ
Insulation Resistance	5000 MΩ

Body Features

Sleeve Plating Material	Tin
Frame Style	Ladder, Open
Sleeve Material	Copper
Connector Profile	Standard

Contact Features

Mating Contact Type	Four-Fingered
Contact Base Material	Beryllium Copper
IC Socket Type	DIP

PCB Contact Termination Area Plating Material	Tin
Contact Type	Pin
Contact Fabrication	Solid
Contact Mating Area Plating Material	Gold (Au)
	25 µin
Contact Current Rating (Max)	3 A

Termination Features

Termination Method to PCB	Through Hole - Solder
Termination Post & Tail Length	3.18 mm[.125 in]

Mechanical Attachment

Connector Mounting Type	Board Mount
Mating Alignment Type	Polarization
Mating Alignment	With

Housing Features

Housing Color	Black
Housing Material	Thermoplastic Polyester
Centerline (Pitch)	2.54 mm[.1 in]

Dimensions

Product Length	30.48 mm[1.2 in]
Profile Height from PCB	2.67 mm[.105 in]
Row-to-Row Spacing	15.24 mm[.6 in]

Operation/Application

Circuit Application	Signal
---------------------	--------

Industry Standards

UL Flammability Rating	UL 94V-0
------------------------	----------

Packaging Features

Packaging Method	Box & Tube, Tube
Packaging Quantity	20

Product Compliance

[For compliance documentation, visit the product page on TE.com>](#)

EU RoHS Directive 2011/65/EU	Compliant with Exemptions
------------------------------	---------------------------

EU ELV Directive 2000/53/EC

Compliant with Exemptions

China RoHS 2 Directive MIIT Order No 32, 2016

Restricted Materials Above Threshold

EU REACH Regulation (EC) No. 1907/2006

Current ECHA Candidate List: JAN 2025 (247)

Candidate List Declared Against: JAN 2021 (211)

SVHC > Threshold:

Pb (.6% in Component part)

Article Safe Usage Statements:

Do not eat, drink or smoke when using this product. Wash thoroughly after handling. Recycle if possible and dispose of the article by following all applicable governmental regulations relevant to your geographic location.

Halogen Content

Not Low Halogen - contains Br or Cl > 900 ppm.


Solder Process Capability

Wave solder capable to 265°C

Product Compliance Disclaimer

This information is provided based on reasonable inquiry of our suppliers and represents our current actual knowledge based on the information they provided. This information is subject to change. The part numbers that TE has identified as EU RoHS compliant have a maximum concentration of 0.1% by weight in homogenous materials for lead, hexavalent chromium, mercury, PBB, PBDE, DBP, BBP, DEHP, DIBP, and 0.01% for cadmium, or qualify for an exemption to these limits as defined in the Annexes of Directive 2011/65/EU (RoHS2). Finished electrical and electronic equipment products will be CE marked as required by Directive 2011/65/EU. Components may not be CE marked. Additionally, the part numbers that TE has identified as EU ELV compliant have a maximum concentration of 0.1% by weight in homogenous materials for lead, hexavalent chromium, and mercury, and 0.01% for cadmium, or qualify for an exemption to these limits as defined in the Annexes of Directive 2000/53/EC (ELV). Regarding the REACH Regulation, the information TE provides on SVHC in articles for this part number is based on the latest European Chemicals Agency (ECHA) 'Guidance on requirements for substances in articles' posted at this URL: <https://echa.europa.eu/guidance-documents/guidance-on-reach>

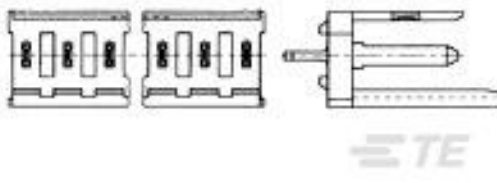
Customers Also Bought



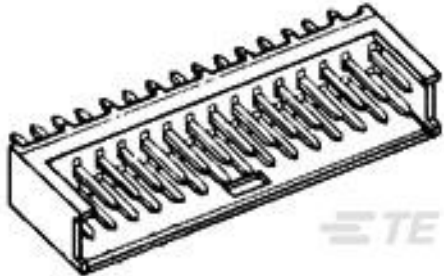
TE Part #1825360-5
ADE08A04=8 POS DIP SWITCH



TE Part #CAT-HST-GPO135
GPO-135 Heat Shrink Tubing




TE Part #280611-1
6P MOD 1 SHROUDED HEADER, ST, TIN PLTD



TE Part #280384-1
2X4P AMPMODU II SHRD HDR, ST, TIN



TE Part #5-103168-6
16 MODII HDR DRST SHRD .100CL



TE Part #280380-1
8P AMPMODU II SHRD HDR, RT ANG, TIN



TE Part #280390-1
2X8P MODU II SHRD HDR, RT ANG, TIN



TE Part #CAT-D625-80007
DIP Socket: Standard, Stamped & Formed, Open, Gold

Documents



Product Drawings

[824-AG11D-LF=800 DIP,PCB,AU/SN](#)

English

CAD Files

Customer View Model

[ENG_CVM_2-1571586-8_B.3d_igs.zip](#)

English

Customer View Model

[ENG_CVM_2-1571586-8_B.3d_stp.zip](#)

English

Customer View Model

[ENG_CVM_2-1571586-8_B.2d_dxf.zip](#)

English

3D PDF

English

By downloading the CAD file I accept and agree to the [Terms and Conditions](#) of use.

Datasheets & Catalog Pages

[DIP Sockets Quick Reference Guide \(EN\)](#)

English