

# CSI-SGFE-200-UFFR ✓ ACTIVE

## SMA, UMCC1

TE Internal #: CSI-SGFE-200-UFFR

SMA to UMCC1 Cable Assembly, .2 m [.656 ft], Gray Cable, 9 GHz, 50 ohm, FEP Jacket, 31 AWG, 1.13 mm [.044 in] Diameter, SMA

Jack End A

[View on TE.com >](#)



Cable Assemblies > RF Cable Assemblies



Cable Assembly Type: **SMA to UMCC1**

Cable Assembly (End A): **SMA Jack**

Cable Assembly (End B): **UMCC GEN 1 Plug**

Cable Assembly Length: **.2 m [.656 ft]**

Coax Cable Type: **1.13mm Coax**

## Features

### Product Type Features

Cable Assembly Type	SMA to UMCC1
Cable Assembly (End A)	SMA Jack
Cable Assembly (End B)	UMCC GEN 1 Plug
Coax Cable Type	1.13mm Coax

### Configuration Features

Number of Connectorized Ends	2
------------------------------	---

### Electrical Characteristics

Impedance	50 $\Omega$
-----------	-------------

### Body Features

Body Plating Material	Gold
Jacket Material	FEP
Cable Color	Gray

### Contact Features

Center Contact Plating Material	Gold
---------------------------------	------

### Dimensions

Outside Cable Diameter	1.13 mm [.044 in]
Wire Size	31 AWG



### Usage Conditions

Operating Temperature Range	-40 – 90 °C[-40 – 194 °F]
-----------------------------	---------------------------

### Operation/Application

Shielded	Yes
Operating Frequency Range	9 GHz

### Other

Dielectric Material	FEP
Cable Assembly Length	.2 m [.656 ft]

### Product Compliance

[For compliance documentation, visit the product page on TE.com>](#)

EU RoHS Directive 2011/65/EU	Compliant
EU ELV Directive 2000/53/EC	Not Yet Reviewed
China RoHS 2 Directive MIIT Order No 32, 2016	有害物质含量符合标准要求 No Restricted Substance(s) Above Threshold
EU REACH Regulation (EC) No. 1907/2006	Current ECHA Candidate List: JUNE 2025 (250) Candidate List Declared Against: JUNE 2025 (250) Does not contain REACH SVHC
Halogen Content	Low Halogen - Br, Cl, F < 900 ppm per homogenous material. Also BFR/CFR/PVC Free
Solder Process Capability	Not reviewed for solder process capability

#### Product Compliance Disclaimer

This information is provided based on reasonable inquiry of our suppliers and represents our current actual knowledge based on the information they provided. This information is subject to change. The part numbers that TE has identified as EU RoHS compliant have a maximum concentration of 0.1% by weight in homogenous materials for lead, hexavalent chromium, mercury, PBB, PBDE, DBP, BBP, DEHP, DIBP, and 0.01% for cadmium, or qualify for an exemption to these limits as defined in the Annexes of Directive 2011/65/EU (RoHS2). Finished electrical and electronic equipment products will be CE marked as required by Directive 2011/65/EU. Components may not be CE marked. Additionally, the part numbers that TE has identified as EU ELV compliant have a maximum concentration of 0.1% by weight in homogenous materials for lead, hexavalent chromium, and mercury, and 0.01% for cadmium, or qualify for an exemption to these limits as defined in the Annexes of Directive 2000/53/EC (ELV). Regarding the REACH Regulations, TE's information on SVHC in articles for this part number is still based on the European Chemical Agency (ECHA) 'Guidance on requirements for substances in articles' (Version: 2, April 2011), applying the 0.1% weight on weight concentration threshold at the finished product level. TE is aware of the European Court of Justice ruling of September 10th, 2015 also known as O5A (Once An Article Always An Article) stating that, in case of 'complex object', the threshold for a SVHC must be applied to both the product as a whole and simultaneously to each of the articles forming part of its composition. TE has evaluated this ruling based on the new ECHA "Guidance on requirements for substances in articles" (June 2017, version 4.0) and will be updating its statements accordingly.



## Compatible Parts



TE Part # CONUFL001-SMD  
Conn UFL MHF Straight PCB Mount Jack



TE Part # CONMHF1-SMD-G-T  
U.FL/MHF1 Jack 50 Ohm PCB Surface Mount




TE Part # CONMHF1-SMD-T  
U.FL/MHF1 Jack 50 Ohm PCB Surface Mount




TE Part # CONUFL001-SMD-T  
U.FL/MHF1 Jack 50 Ohm PCB Surface Mount


## Also in the Series | SMA



Battery Holders(1)



Connector Adapters & Connector Savers(8)



Connector Caps & Covers(3)




Connector Hardware(2)



Connector Strain Relief(1)




RF Cable Assemblies(103)



RF Terminators(1)

## Also in the Series | UMCC1



Coax Connectors(6)



RF Cable Assemblies(103)

## Customers Also Bought



## Documents

### Product Drawings

[SMA to U.FL/MHF1 200mm 1.13 OD](#)

English

### CAD Files

Customer View Model

[ENG\\_CVM\\_CVM\\_CSI-SGFE-200-UFFR\\_B1.3d\\_igs.zip](#)

English

Customer View Model

[ENG\\_CVM\\_CVM\\_CSI-SGFE-200-UFFR\\_B1.3d\\_stp.zip](#)

English

Customer View Model

[ENG\\_CVM\\_CVM\\_CSI-SGFE-200-UFFR\\_B1.2d\\_dxf.zip](#)

English

[3D PDF](#)

3D

By downloading the CAD file I accept and agree to the [Terms and Conditions](#) of use.

### Datasheets & Catalog Pages



**CABLE ASSEMBLY, U.FL TO FEM BLKHD SMA, 1.13mm CBL**

English