

Datasheet - IFL 10-30M-10P

Inductive proximity switch / Housing construction form: cylinder, thread / IFL - M30



Preferred typ




- Design M30
- Metal enclosure
- DC 3-wire
- miniature body

(Minor differences between the printed image and the original product may exist!)

Ordering details

Product type description	IFL 10-30M-10P
Article number	101083094
EAN code	4030661018515

Global Properties

Product name	IFL - M30
Standards	IEC/EN 60947-5-2; DIN VDE 0660-208
Compliance with the Directives (Y/N) 	Yes
Operating resource protection class	None
Materials	
- Material of the housings	Brass
- Material of the nuts	Brass
- Material of the cable mantle	PVC
- Material of the active surface	Plastic
Housing coating	nickel-plated
Housing construction form	cylinder, thread
Weight	150 g

Mechanical data

Design of electrical connection	Cable
---------------------------------	-------

Cable length	2 m
Conductor with strain relief	No
Conductors	3 x 0,34 mm ²
Cable section	
- Min. Cable section	
- Max. Cable section	3 x 0,34 mm ²
mechanical installation conditions	flush
Switch distance	10 mm
Reduction factor 1 met (Y/N)	No
Protection circuit	inductive interference protection, Protection against polarity reversal, short-circuit and overload proof
Pressure resistant (Y/N)	No
Tightening torque for nuts	A/F 36 max. 3000 Ncm

Ambient conditions

Ambient temperature	
- Min. environmental temperature	-25 °C
- Max. environmental temperature	+70 °C
Protection class	IP67 to IEC/EN 60529

Electrical data

Design of control element	Normally open contact (NO)
Number of wire	3 piece
Voltage type	DC, direct current
Supply voltage U _B	
- Min. supply voltage	10 V
- Max. supply voltage	30 V
Switch frequency	approx. 200 Hz
Voltage drop U _d	approx. 1.2 V (200 mA)
Operating current I _e	200 mA
No-load current I ₀	approx. 3.5 mA (24 V)

Outputs

Design of control output	PNP
--------------------------	-----

LED switching conditions display

LED switching conditions display (Y/N)	Yes
- yellow LED	

ATEX

Explosion protection categories for gases	None
Explosion protected category for dusts	None

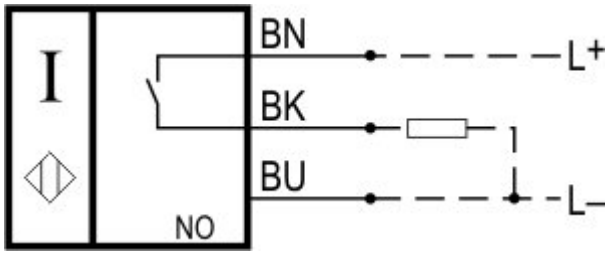
Dimensions

Dimensions of the sensor	
- Length of sensor	36 mm
- Diameter of sensor	M30






notice

Instead of nuts, a mounting clamp can be provided.

Diagram



Note Diagram

-  positive break NC contact
-  active
-  no active
-  Normally-open contact
-  Normally-closed contact

Ordering code

IFL (1)-(2)(3)-(4)(5)(6)(7)-(8)

(1)	
10	Switch distance 10 mm
15	Switch distance 15 mm
(2)	
30	cylinder, thread M30, Metal film
300	cylinder, thread M30, Plastic
(3)	
without	Included in standard version Design
M	miniature body
L	Long design
(4)	
01	Opener (NC)
10	Normally open contact (NO)
10/01	Normally open contact (NO) / Opener (NC) with Wiring compartment
11	Normally open contact (NO) / Opener (NC) antivalent
(5)	
without	Cable
ST	Connector
T	Conductor with strain relief
D	DC 2-wire
(6)	
without	Included in standard version Plug-in connection
2	Alternative Plug-in connection
(7)	
N	n-type
P	p-type
(8)	
1310	Max. +110°C (Only for Alternating current AC)

2130
1766

Max. +130°C, without LED switching conditions display
Max. +110°C (Only for p-type or n-type)

Documents

Mounting and wiring instructions (de, en, fr, it) 79 kB, 05.10.2010

Code: m_fl1p01

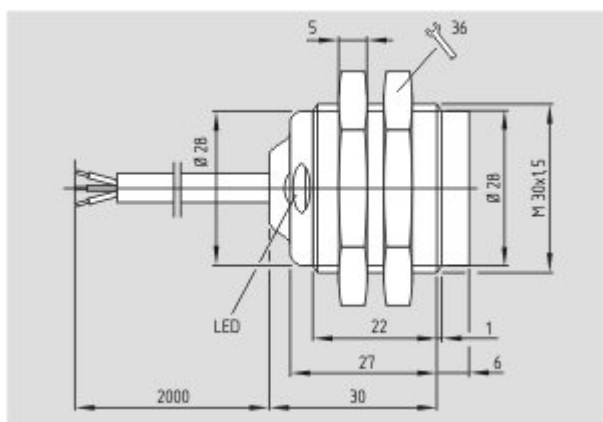
CCC certification (en) 357 kB, 17.01.2012

Code: q_iflp02

CCC certification (cn) 349 kB, 17.01.2012

Code: q_iflp03

Images



Dimensional drawing (basic component)

K.A. Schmersal GmbH & Co. KG, Mödinghofe 30, D-42279 Wuppertal

The data and values have been checked thoroughly. Technical modifications and errors excepted.

Generiert am 23.01.2013 - 16:46:55h Kasbase 2.2.2.F DBI

