




Connectors > PCB Connectors > Backplane Connectors > High Speed Backplane Connectors



Number of Positions: 64  
Row-to-Row Spacing: 2.5 mm [ .098 in ]  
Mating Alignment: With  
Mating Alignment Type: Keyed  
Number of Rows: 4

Features

Product Type Features

Signal Arrangement	Differential
Connector & Contact Terminates To	Printed Circuit Board
Connector System	Board-to-Board
Backplane Module Type	Center
PCB Connector Type	PCB Mount Receptacle
Shroud Style	Unshrouded

Configuration Features

Number of Pairs	32
Number of Ground Positions	40
Number of Signal Positions	64
Number of Power Positions	64
Backplane Architecture	Traditional Backplane
Pairs per Column	4
Number of Positions	64



Number of Rows	4
Number of Columns	8
PCB Mount Orientation	Right Angle

Electrical Characteristics

Operating Voltage	80 VAC
Impedance	92 Ω

Signal Characteristics

Data Rate	56 Gb/s
Differential Impedance	92 Ω
Number of Differential Pairs per Column	8

Body Features

Shield Material	Phosphor Bronze
Primary Product Color	Black

Contact Features

Contact Shape & Form	Dual Beam
Contact Base Material	Phosphor Bronze
PCB Contact Termination Area Plating Material	Tin
Contact Type	Receptacle
Contact Current Rating (Max)	.4 A

Termination Features

Termination Method to PCB	Through Hole - Press-Fit
---------------------------	--------------------------

Mechanical Attachment

Guide Hardware	Without
PCB Mount Retention	With
Mating Retention	Without
PCB Mount Retention Type	Action/Compliant Tail
Mating Alignment	With
Mating Alignment Type	Keyed

Housing Features

Number of Shrouded Sides	0
Housing Material	LCP (Liquid Crystal Polymer)
Centerline (Pitch)	3.9 mm[.154 in]



Dimensions

Row-to-Row Spacing	2.5 mm[.098 in]
--------------------	-----------------

Usage Conditions

Operating Temperature Range	-55 – 105 °C[-67 – 221 °F]
-----------------------------	----------------------------

Operation/Application

Durability Rating	200 Cycles
Circuit Application	Signal

Industry Standards

Compatible With Agency/Standards Products	UL
UL Flammability Rating	UL 94V-0
Compatible With Approved Standards Products	UL E28476

Packaging Features

Packaging Method	Tube
------------------	------

Product Compliance

For compliance documentation, visit the product page on TE.com>

EU RoHS Directive 2011/65/EU	Compliant
EU ELV Directive 2000/53/EC	Compliant
China RoHS 2 Directive MIIT Order No 32, 2016	No Restricted Materials Above Threshold
EU REACH Regulation (EC) No. 1907/2006	Current ECHA Candidate List: JAN 2025 (247) Candidate List Declared Against: JUNE 2024 (241) Does not contain REACH SVHC
Halogen Content	Low Halogen - Br, Cl, F, I < 900 ppm per homogenous material. Also BFR/CFR/PVC Free
Solder Process Capability	Not applicable for solder process capability

Product Compliance Disclaimer

This information is provided based on reasonable inquiry of our suppliers and represents our current actual knowledge based on the information they provided. This information is subject to change. The part numbers that TE has identified as EU RoHS compliant have a maximum concentration of 0.1% by weight in homogenous materials for lead, hexavalent chromium, mercury, PBB, PBDE, DBP, BBP, DEHP, DIBP, and 0.01% for cadmium, or qualify for an exemption to these limits as defined in the Annexes of Directive 2011/65/EU (RoHS2). Finished electrical and electronic equipment products will be CE marked as required by Directive 2011/65/EU. Components may not be CE marked. Additionally, the part numbers that TE has identified as EU ELV compliant have a maximum concentration of 0.1% by weight in homogenous materials for lead, hexavalent chromium, and mercury, and 0.01% for cadmium, or qualify for an exemption to these limits as defined in the Annexes of Directive 2000/53/EC (ELV). Regarding the REACH Regulation, the information TE provides on SVHC in articles for this part number is based on the latest European Chemicals Agency (ECHA) 'Guidance on




requirements for substances in articles’ posted at this URL: <https://echa.europa.eu/guidance-documents/guidance-on-reach>

Compatible Parts




TE Part # 2187799-1  
SW PIR HDR BP, 92OHM, 4X8 DEW

Also in the Series | STRADA Whisper 3.9mm



High Speed Backplane Cable Assemblies(16)



High Speed Backplane Connectors(41)

Customers Also Bought




TE Part #1SNK505150R0000  
ZS4-PE



TE Part #100751-1  
Z-PACK/N M-HSG 3P.



TE Part #2187799-1  
SW PIR HDR BP, 92OHM, 4X8 DEW



TE Part #1-6450849-0  
MBXLE R/A HEADER 2P



TE Part #2007723-1  
IMP100S,R,RA4P16C,UG,39



TE Part #2057416-1  
IMP100S,R,RA4P8C,RG,39



TE Part #2007836-2  
IMP100S,H,V4P16C,UG,OEW39,4.9



TE Part #1546931-4  
4P UNSHROUD 5.0 HDR,HIGH TEMP



TE Part #2057743-2  
[IMP100S,H,V2P16C,RG,LEW39,4.9](#)



TE Part #2284170-1  
[SFP+ ENHANCED 1X5 CAGE ASSEMBLY PRESS FI](#)

Documents

Product Drawings

[RA REC ASSY 4X8, 92OHM PIR WHISPER R](#)

English

CAD Files

[3D PDF](#)

3D

Customer View Model

[ENG\\_CVM\\_CVM\\_2329739-1\\_2.2d\\_dxf.zip](#)

English

Customer View Model

[ENG\\_CVM\\_CVM\\_2329739-1\\_2.3d\\_igs.zip](#)

English

Customer View Model

[ENG\\_CVM\\_CVM\\_2329739-1\\_2.3d\\_stp.zip](#)

English

By downloading the CAD file I accept and agree to the [Terms and Conditions](#) of use.

Datasheets & Catalog Pages

[STRADA Whisper R Product Flyer](#)

English

[STRADA Whisper R Product Flyer \(Chinese\)](#)

Product Specifications

[Application Specification](#)

English