



Main

Commercial Status	Commercialised
Range of product	Zelio Relay
Product or component type	Socket
Contact terminal arrangement	Separate
Product compatibility	Plug-in relay RXM (3 C/O)
Shape of pin	Flat
Device short name	RXZ
Sale per indivisible quantity	10

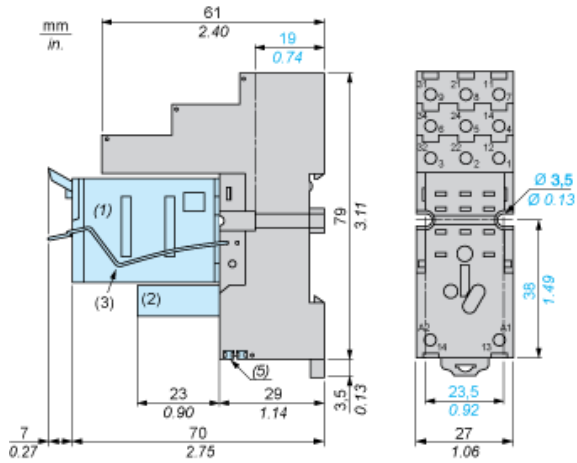
Complementary

[Ith] conventional free air thermal current	5 A , with bus jumper 10 A
[Ue] rated operational voltage	< 250 V
Tightening torque	<= 1 N.m (M3 screw(s))
Fixing mode	Clip-on 35 mm symmetrical DIN rail By screw panel
Marking	CE
Width	27 mm
Product weight	0.066 kg

Environment

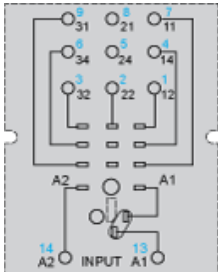
Connections - terminals	Connector, solid cable without cable end 2 x 0.5...2 x 1.5 mm ² /AWG 20...AWG 16 Connector, solid cable without cable end 1 x 0.5...1 x 2.5 mm ² /AWG 20...AWG 14 Connector, flexible cable with cable end 2 x 0.25...2 x 1 mm ² /AWG 22...AWG 17 Connector, flexible cable with cable end 1 x 0.25...1 x 2.5 mm ² /AWG 22...AWG 14
Standards	IEC 61984
Product certifications	CSA UL Lloyd's
Ambient air temperature for storage	-40...85 °C
Ambient air temperature for operation	-40...55 °C
IP degree of protection	IP20 conforming to EN/IEC 60529
Dielectric strength	2500 V

Dimensions



- (1) Relays
- (2) Protection module
- (3) Maintaining clamp
- (4) 2 elongated holes $\text{Ø } 3.5 \text{ mm} \times 6.5 \text{ mm} / \text{Ø } 0.13 \text{ in.} \times 0.25 \text{ in.}$
- (5) 2 bus jumpers

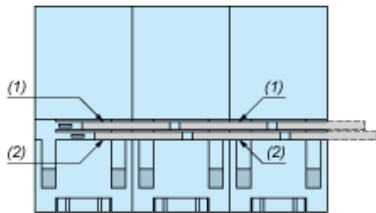
Wiring Diagram



Symbols shown in blue correspond to Nema marking.

Bus Jumpers Mounting on Sockets with Separate Contacts

Example of RXZS2 bus jumper mounting on sockets (view from below)



- (1) 2 bus jumpers (polarity A2)
- (2) 2 bus jumpers (polarity A1)