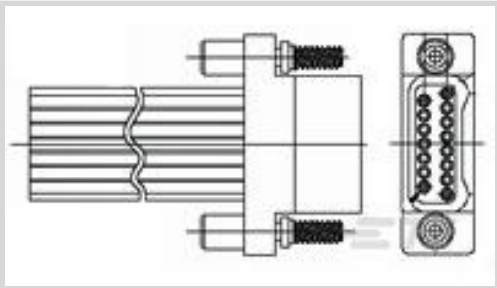




Connectors > D-Shaped Connectors > Microminiature & Nanominiature D Connectors >

DUALOBE Plug Connector: Plastic Shell, 2 Row Configuration



Connector & Housing Type: **Plug**

Connector System: **Wire-to-Wire**

Number of Positions: **9**

Centerline (Pitch): **.64 mm [.025 in]**

Sealable: **No**

[All DUALOBE Plug Connector: Plastic Shell, 2 Row Configuration \(14\)](#)

Features

Product Type Features

Connector & Housing Type	Plug
Connector System	Wire-to-Wire
Sealable	No
Connector & Contact Terminates To	Wire & Cable

Configuration Features

Number of Positions	9
---------------------	---

Contact Features

Contact Mating Area Plating Material	Gold (Au)
Contact Type	Pin
Contact Base Material	Beryllium Copper
Contact Options	Installed
Contact Current Rating (Max)	1 A

Termination Features

Termination Method to Wire & Cable	Preterminated Flying Leads
------------------------------------	----------------------------

Mechanical Attachment

Connector Mounting Type	Cable Mount (Free-Hanging)
-------------------------	----------------------------



Housing Features

Centerline (Pitch)	.64 mm[.025 in]
--------------------	-----------------

Usage Conditions

Operating Temperature Range	-200 – 200 °C[-328 – 392 °F]
-----------------------------	------------------------------

Operation/Application

Circuit Application	Signal
---------------------	--------

Product Compliance

For compliance documentation, visit the product page on TE.com>

EU RoHS Directive 2011/65/EU	Compliant
EU ELV Directive 2000/53/EC	Compliant
China RoHS 2 Directive MIIT Order No 32, 2016	No Restricted Materials Above Threshold
EU REACH Regulation (EC) No. 1907/2006	Current ECHA Candidate List: JAN 2025 (247) Candidate List Declared Against: JUNE 2023 (235) Does not contain REACH SVHC
Halogen Content	Low Halogen - Br, Cl, F, I < 900 ppm per homogenous material. Also BFR/CFR/PVC Free
Solder Process Capability	Wave solder capable to 265°C

Product Compliance Disclaimer

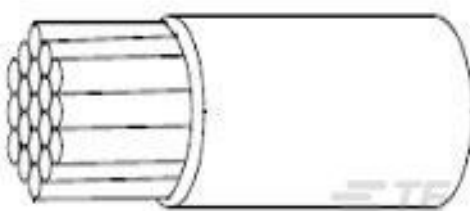
This information is provided based on reasonable inquiry of our suppliers and represents our current actual knowledge based on the information they provided. This information is subject to change. The part numbers that TE has identified as EU RoHS compliant have a maximum concentration of 0.1% by weight in homogenous materials for lead, hexavalent chromium, mercury, PBB, PBDE, DBP, BBP, DEHP, DIBP, and 0.01% for cadmium, or qualify for an exemption to these limits as defined in the Annexes of Directive 2011/65/EU (RoHS2). Finished electrical and electronic equipment products will be CE marked as required by Directive 2011/65/EU. Components may not be CE marked. Additionally, the part numbers that TE has identified as EU ELV compliant have a maximum concentration of 0.1% by weight in homogenous materials for lead, hexavalent chromium, and mercury, and 0.01% for cadmium, or qualify for an exemption to these limits as defined in the Annexes of Directive 2000/53/EC (ELV). Regarding the REACH Regulation, the information TE provides on SVHC in articles for this part number is based on the latest European Chemicals Agency (ECHA) ‘Guidance on requirements for substances in articles’ posted at this URL: <https://echa.europa.eu/guidance-documents/guidance-on-reach>

Customers Also Bought





TE Part #2000713-4
RA Keyed Guide Mod, Vita 46, Machined



TE Part #686779-002
22759/33-26-3



TE Part #1410946-3
MULTI-GIG SOC. CAP SCREW, CUSTOMIZED HDW



TE Part #2000713-1
RA Keyed Guide Mod, Vita 46, Machined



TE Part #EL7354-000
HT-CT-50M-3/32-OUT-9



TE Part #2102772-1
DC, 7Row, Half Left End, MULTIGIG RT 2R




TE Part #2302785-1
RA PLUG ASSY,7ROW,CENTER,VPX, MG RT3



TE Part #1-1469492-3
MULTIGIG RT 9MM GUIDE/ESD 90 DEG



TE Part #1-1469492-7
MULTIGIG RT 9MM GUIDE/ESD 270 DEG



TE Part #53422-1
TERMINAL,PIDG PVF2 R 16-14 1/2

Documents

Product Drawings

STL009PC2DM030N = WDUALOBE

English

CAD Files

3D PDF

3D

Customer View Model

ENG_CVM_CVM_1589788-2_S_c-1589788-2-s.2d_dxf.zip

English

Customer View Model

ENG_CVM_CVM_1589788-2_S_c-1589788-2-s.3d_igs.zip

English

Customer View Model

ENG_CVM_CVM_1589788-2_S_c-1589788-2-s.3d_stp.zip

English

By downloading the CAD file I accept and agree to the [Terms and Conditions](#) of use.

Datasheets & Catalog Pages



1589472 Nanonics Cross Reference

English