

## FO converters - PSI-MOS-RS422/FO 850 E - 2708355

Please be informed that the data shown in this PDF Document is generated from our Online Catalog. Please find the complete data in the user's documentation. Our General Terms of Use for Downloads are valid (<http://phoenixcontact.com/download>)




FO converter with integrated optical diagnostics, alarm contact, for RS-422/RS-485 4-wire/INTERBUS up to 2 Mbps, terminal device with one FO interface (BFOC), 850 nm, for PCF/fiberglass cable (multimode)

### Your advantages

- ✓ Supply voltage routed through via DIN rail connectors
- ✓ Connections can be plugged in via a COMBICON screw terminal block
- ✓ Redundant power supply possible by means of optional system power supply unit
- ✓ High-quality electrical isolation between all interfaces (INTERBUS // FO ports // supply // DIN rail connector)
- ✓ Approved for use in zone 2
- ✓ Floating switch contact for advance warning of critical FO paths
- ✓ Integrated optical diagnostics for continuous monitoring of FO paths
- ✓ Intrinsically safe fiber optic interface (Ex op is) for direct connection to devices in zone 1
- ✓ Automatic data rate detection for all data rates up to 2 Mbps
- ✓ Shipbuilding approval in accordance with DNV GL



### Key Commercial Data

Packing unit	1 pc
GTIN	
GTIN	4017918974053

### Technical data

#### Note

Utilization restriction	EMC: class A product, see manufacturer's declaration in the download area
	Use in potentially explosive areas is not permitted in China.

#### Dimensions

Width	35 mm
Height	99 mm

# FO converters - PSI-MOS-RS422/FO 850 E - 2708355

## Technical data

### Dimensions

Depth	103 mm
-------	--------

### Ambient conditions

Ambient temperature (operation)	-20 °C ... 60 °C
Ambient temperature (storage/transport)	-40 °C ... 85 °C
Permissible humidity (operation)	30 % ... 95 % (non-condensing)
Altitude	≤ 5000 m (For restrictions, see the manufacturer's declaration for altitude operation)
Degree of protection	IP20
Noise immunity	EN 61000-6-2:2005

### General

Transmission channels	2 (1/1) RD, TD, full duplex
Bit distortion, input	± 35 % (permitted)
Bit distortion, output	< 6.25 %
Electrical isolation	VCC // RS-422
Test voltage data interface/power supply	1.5 kV <sub>rms</sub> (50 Hz, 1 min.)
Electromagnetic compatibility	Conformance with EMC Directive 2014/30/EU
Noise emission	EN 55011
Mounting type	DIN rail mounting
Net weight	190.238 g
Housing material	PA 6.6-FR
Color	green
MTBF	320 Years (Telcordia standard, 25°C temperature, 21% operating cycle (5 days a week, 8 hours a day))
	48 Years (Telcordia standard, 40°C temperature, 34.25% operating cycle (5 days a week, 12 hours a day))
MTTF	1024 Years (SN 29500 standard, temperature 25°C, operating cycle 21%)
	442 Years (SN 29500 standard, temperature 40°C, operating cycle 34.25%)
	183 Years (SN 29500 standard, temperature 40°C, operating cycle 100%)

### Power supply

Nominal supply voltage	24 V DC (in acc. with UL)
Supply voltage range	18 V DC ... 30 V DC
Max. current consumption	130 mA
Typical current consumption	120 mA (24 V DC)
Connection method	COMBICON plug-in screw terminal block

### Interfaces

Interface 1	RS-422 interface in acc. with ITU-T V.11, EIA/TIA-422, DIN 66348-1
Operating mode	full duplex
Connection method	Pluggable screw connection

# FO converters - PSI-MOS-RS422/FO 850 E - 2708355

## Technical data

### Interfaces

Transmission medium	Copper
Transmission length	≤ 1000 m (depending on the data rate, with shielded, twisted data cable)
Termination resistor	220 Ω
	100 Ω
	220 Ω
Conductor cross section solid min.	0.2 mm <sup>2</sup>
Conductor cross section solid max.	2.5 mm <sup>2</sup>
Conductor cross section flexible min.	0.2 mm <sup>2</sup>
Conductor cross section flexible max.	2.5 mm <sup>2</sup>
Conductor cross section AWG min.	24
Conductor cross section AWG max.	14
Serial transmission speed	≤ 2 Mbps

### Optical interface FO

No. of channels	1
Transmit capacity, minimum	-4.6 dBm (200/230 μm)
	-17.6 dBm (50/125 μm)
	-13.6 dBm (62,5/125 μm)
Minimum receiver sensitivity	-33.2 dBm
Wavelength	850 nm
Transmission length incl. 3 dB system reserve	2800 m (with F-K 200/230 8 dB/km with quick mounting connector)
	4200 m (with F-G 50/125 2.5 dB/km)
	4800 m (with F-G 62,5/125 3.0 dB/km)
Transmission medium	PCF fiber
	Multi-mode fiberglass
Transmission protocol	Transparent to protocol for RS-422 interface
Connection method	B-FOC (ST®)

### Digital outputs

Output name	Relay output
Output description	Alarm output
Number of outputs	1
Maximum switching voltage	60 V DC
	42 V AC
Limiting continuous current	0.46 A

### Conformance/approvals

Designation	CE
Certificate	CE-compliant
Designation	EAC
Identification	EAC
Designation	ATEX

# FO converters - PSI-MOS-RS422/FO 850 E - 2708355

## Technical data

### Conformance/approvals

Identification	# II 3 G Ex nA nC IIC T4 Gc X
Additional text	Please follow the special installation instructions in the documentation!
Designation	ATEX, FO interface
Identification	# II (2) G [Ex op is Gb] IIC
	# II (2) D [Ex op is Db] IIIC
Certificate	PTB 06 ATEX 2042 U
Additional text	Please follow the special installation instructions in the documentation!
Designation	UL, USA / Canada
Identification	Class I, Zone 2, AEx nc IIC T5
	Class I, Zone 2, Ex nC nL IIC T5 X
	Class I, Div. 2, Groups A, B, C, D
Designation	Corrosive gas test
Identification	ISA-S71.04-1985 G3 Harsh Group A
Designation	Shipbuilding
Identification	DNV GL
Temperature	B
Humidity	A
Vibration	A
EMC	B
Enclosure	Required protection according to the Rules shall be provided upon installation on board

### Standards and Regulations

Electromagnetic compatibility	Conformance with EMC Directive 2014/30/EU
Type of test	Vibration resistance in acc. with EN 60068-2-6/IEC 60068-2-6
Test result	5g, 10...150 Hz, 2.5 h, in XYZ direction
Type of test	Shock in acc. with EN 60068-2-27/IEC 60068-2-27
Test result	15g, 11 ms period, half-sine shock pulse
Noise emission	EN 55011
Noise immunity	EN 61000-6-2:2005
Standards/regulations	EN 61000-4-2
Contact discharge	± 6 kV
Standards/regulations	EN 61000-4-3
	EN 61000-4-4
Comments	Criterion B
Standards/regulations	EN 61000-4-5
Signal	± 1 kV
Standards/regulations	EN 55011
	EN 61000-4-6

### Environmental Product Compliance

REACH SVHC	Lead 7439-92-1
------------	----------------

FO converters - PSI-MOS-RS422/FO 850 E - 2708355

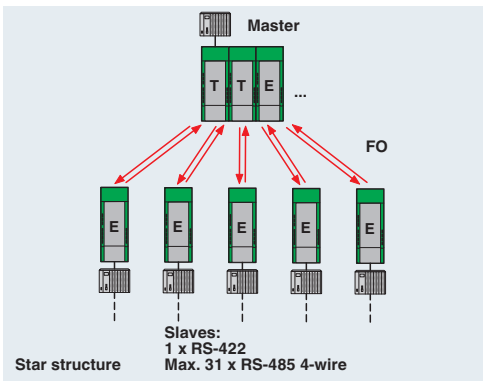
Technical data

Environmental Product Compliance

China RoHS	Environmentally Friendly Use Period = 50 years
	For details about hazardous substances go to tab "Downloads", Category "Manufacturer's declaration"

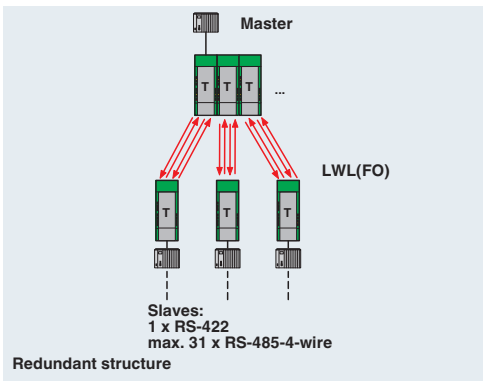
Drawings

Application drawing



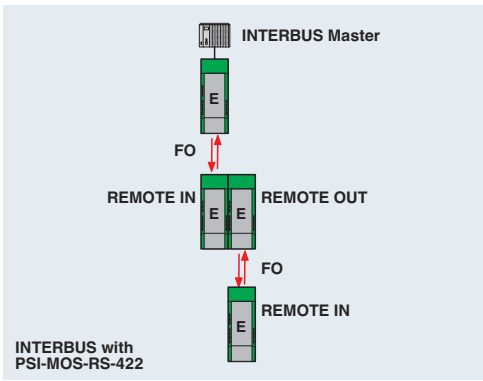
Star structure

Application drawing



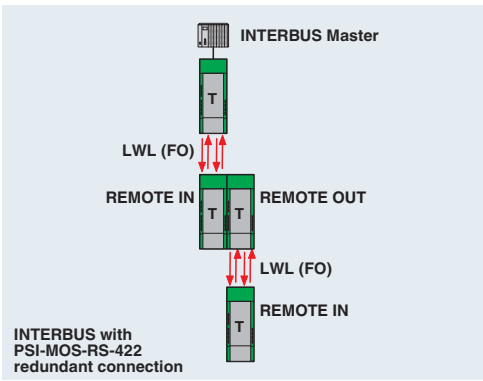
Redundant structure

Application drawing



INTERBUS with PSI-MOS-RS422...

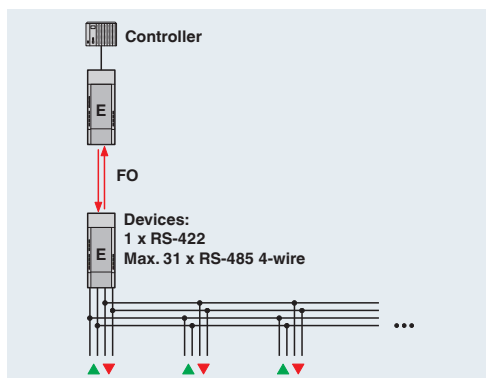
Functional drawing



INTERBUS with PSI-MOS-RS-422  
Redundant connection

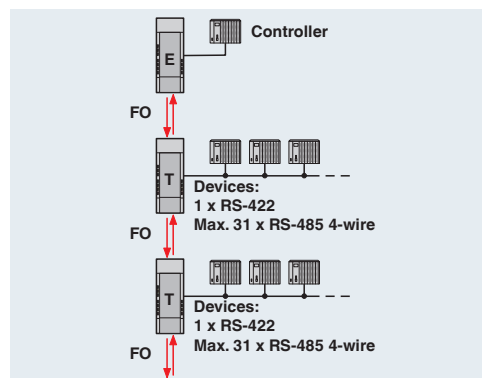
## FO converters - PSI-MOS-RS422/FO 850 E - 2708355

Application drawing



Point-to-point connection

Application drawing



Controller-device line structure

### Classifications

#### eCl@ss

eCl@ss 10.0.1	19170132
eCl@ss 11.0	19170411
eCl@ss 4.0	27230200
eCl@ss 4.1	27230200
eCl@ss 5.0	27230200
eCl@ss 5.1	27230200
eCl@ss 6.0	19179200
eCl@ss 7.0	19179290
eCl@ss 9.0	19170114

#### ETIM

ETIM 2.0	EC001423
ETIM 3.0	EC001423
ETIM 4.0	EC001423
ETIM 6.0	EC001467
ETIM 7.0	EC001467

#### UNSPSC

UNSPSC 6.01	30211506
UNSPSC 7.0901	39121008
UNSPSC 11	39121008
UNSPSC 12.01	39121008
UNSPSC 13.2	43222604
UNSPSC 18.0	43223323
UNSPSC 19.0	43223323
UNSPSC 20.0	43223323
UNSPSC 21.0	43223323

## FO converters - PSI-MOS-RS422/FO 850 E - 2708355

### Accessories

#### Accessories

#### Data cable by the meter

FO cable - PSM-LWL-HCS-RUGGED-200/230 - 2799885



PCF cable, duplex 200 µm/230 µm, by the meter without male connector, for installation in stationary systems and machines

---

FO cable - PSM-LWL-HCSO-200/230 - 2799445



PCF cable, duplex 200/230 µm, by the meter, without connector, for outdoor installation

---

FO cable - PSM-LWL-GDM-RUGGED- 50/125 - 2799322



Fiber glass cable, duplex 50 µm/125 µm, by the meter, without male connector, for installation in stationary systems and machines

---

FO cable - PSM-LWL-GDO- 50/125 - 2799432



Fiberglass cable, duplex 50/125 µm, by the meter, without connector, for outdoor installation

---

#### Data cable preassembled

FO patch cable - FOC-ST:PA-SC:PA-OM2:D01/1 - 1115574



Multi-mode OM2 duplex jumper, ST-SC, UPC polishing, length 1 m

## FO converters - PSI-MOS-RS422/FO 850 E - 2708355

### Accessories

FO patch cable - FOC-ST:PA-SC:PA-OM2:D01/2 - 1115573



Multi-mode OM2 duplex jumper, ST-SC, UPC polishing, length 2 m

---

FO patch cable - FOC-ST:PA-ST:PA-OM2:D01/1 - 1115560



Multi-mode OM2 duplex jumper, ST-ST, UPC polishing, length 1 m

---

FO patch cable - FOC-ST:PA-ST:PA-OM2:D01/2 - 1115557



Multi-mode OM2 duplex jumper, ST-ST, UPC polishing, length 2 m

---

Fiber optic cable - FOC-LC:PA-ST:PA-OM2:D01/1 - 1115588



Multi-mode OM2 duplex jumper, LC-ST, UPC polishing, length 1 m

---

Fiber optic cable - FOC-LC:PA-ST:PA-OM2:D01/2 - 1115587



Multi-mode OM2 duplex jumper, LC-ST, UPC polishing, length 2 m

---



## FO converters - PSI-MOS-RS422/FO 850 E - 2708355

### Accessories

FO patch cable - FOC-LC:PA-ST:PA-OM1:D01/1 - 1146499



Multi-mode OM1 duplex jumper, LC-ST, UPC polishing, length 1 m

FO patch cable - FOC-LC:PA-ST:PA-OM1:D01/2 - 1146508



Multi-mode OM1 duplex jumper, LC-ST, UPC polishing, length 2 m

FO patch cable - FOC-ST:PA-ST:PA-OM1:D01/1 - 1146501



Multi-mode OM1 duplex jumper, ST-ST, UPC polishing, length 1 m

FO patch cable - FOC-ST:PA-ST:PA-OM1:D01/2 - 1146509



Multi-mode OM1 duplex jumper, ST-ST, UPC polishing, length 2 m

FO patch cable - FOC-HCS-RUGGED-1014/IP20/... - 2901555



Robust PCF installation cable for assembly (IP20 heads only) for installation in stationary systems and machines, aramid strain relief elements, with individual elements made from FRNC material, halogen-free, ozone and UV resistant, with a polyurethane (PUR) outer sheath

## FO converters - PSI-MOS-RS422/FO 850 E - 2708355

### Accessories

FO patch cable - FOC-HCS-RUGGED-1014/... - 1402191



rugged PCF installation cable for inner areas with highly tear-proof aramid strain-relief elements. Individual elements made from highly flexible FRNC material. The cable is halogen-free, ozone and UV resistant and has a rugged polyurethane (PUR) outer sheath.

FO patch cable - FOC-HCSO-1015/IP20/... - 2901557



Highly rugged PCF round cable (IP20 heads only) for assembly and for outdoor installation with integrated moisture barrier as well as rodent-proof scrim. Individual elements made from highly flexible FRNC material. The wire is ozone and UV resistant with a very rugged polyethylene outer sheath.

FO patch cable - FOC-GDM-RUGGED-1016/IP20/... - 2901558



Robust GOF installation cable for assembly (IP20 heads only) for installation in stationary systems and machines, aramid strain-relief elements, with individual elements made from FRNC material, halogen-free, ozone and UV resistant, with a polyurethane (PUR) outer sheath

FO patch cable - FOC-GDO-1017/IP20/... - 2901559



Highly rugged GOF round cable (IP20 heads only) for assembly and for outdoor installation with integrated moisture barrier as well as rodent-proof scrim. Individual elements made from highly flexible FRNC material. The wire is ozone and UV resistant with a very rugged polyethylene outer sheath.

### Data plug

FO connectors - PSM-SET-B-FOC/4-HCS - 2708481



B-FOC (ST) connector set for PCF fiber, for self assembly consisting of 4 quick mounting connectors with bend protection sleeve

## FO converters - PSI-MOS-RS422/FO 850 E - 2708355

### Accessories

#### Assembly tool - PSM-HCS-KONFTOOL/B-FOC - 2708465



HCS assembly kit for B-FOC(ST) quick mounting connectors, including stripping blade, stripping pliers, aramide yarn scissors, fiber stripper, microscope, fiber cleaving tool for standard HCS and HCS GI fibers, four B-FOC(ST) connectors for standard HCS fiber, and documentation

---

#### Measuring instrument - PSM-FO-POWERMETER - 2799539



Fiber optic measuring case, consisting of an optical power meter, F-SMA, B-FOC adapters, reference fibers and operating instructions

---

#### Fiber optic coupling - PSM-SET-BFOC-LINK/2 - 2799429



Coupling; set consisting of 2 couplings for connecting B-FOC plugs

---

#### D-SUB bus connector - SUBCON-PLUS 9/F - 2744241



D-SUB connector, 9-pos. female connector, two 35° cable entries, universal type for all systems, pin assignment: 1, 2, 3, 4, 5, 6, 7, 8, 9 to one screw connection terminal block

---

#### D-SUB bus connector - SUBCON-PLUS 9/M - 2744018



D-SUB connector, 9-pos., male connector, two 35° cable entries, universal type for all systems, pin assignment: 1, 2, 3, 4, 5, 6, 7, 8, 9 to one screw connection terminal block

---

#### DIN rail connector

## FO converters - PSI-MOS-RS422/FO 850 E - 2708355

### Accessories

DIN rail bus connectors - ME 17,5 TBUS 1,5/ 5-ST-3,81 GN - 2709561



DIN rail connector for DIN rail mounting. Universal for TBUS housing. Gold-plated contacts, 5-pos.

DIN rail bus connectors - ME 17,5 TBUS 1,5/PP000-3,81 BK - 2890014



DIN rail connector for DIN rail mounting. Universal for TBUS housing. Gold-plated contacts, 2-pos.

### Interface converter

Interface converter - PSM-ME-RS232/RS485-P - 2744416



Interface converter, for converting RS-232 (V.24) to RS-422 (V.11) and RS-485, with electrical isolation, 2 channels, rail-mountable

### Power supply

Power supply unit - QUINT4-SYS-PS/1AC/24DC/2.5/SC - 2904614



Primary-switched power supply unit, QUINT POWER, Screw connection, DIN rail mounting, input: 1-phase, output: 24 V DC / 2.5 A

### Screwdriver tools

Screwdriver - SZS 0,4X2,5 VDE - 1205037



Screwdriver, slot-headed, VDE insulated, size: 0.4 x 2.5 x 80 mm, 2-component grip, with non-slip grip

Phoenix Contact 2022 © - all rights reserved  
<http://www.phoenixcontact.com>

PHOENIX CONTACT GmbH & Co. KG  
Flachsmarktstr. 8  
32825 Blomberg  
Germany  
Tel. +49 5235 300  
Fax +49 5235 3 41200  
<http://www.phoenixcontact.com>