

**BACKSHELL KIT INCLUDES:**

(2) BACKSHELL HALVES

(2) 4-40 THUMBSCREWS

(2) HOUSING SCREWS

(1) SET OF COMPRESSION INSERTS - (9 POSITION ~ 37 POSITION)

DIAMETERS: 4mm (.157"), 5mm (.197"), 7mm (.276"), 9mm (.351")

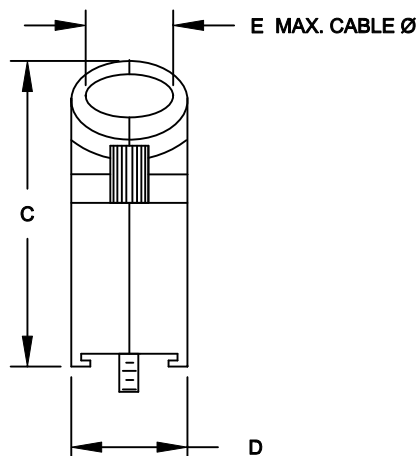
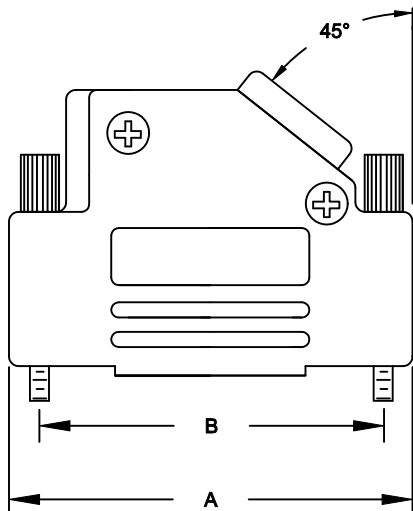
(1) SET OF COMPRESSION INSERTS - (9 POSITION ~ 37 POSITION)

DIAMETERS: 11mm (.433"), 12.5mm (.492"), 14mm (.551"), 15mm (.591")

**NOTE: 9 POSITION HAS ONLY 1 THUMBSCREW**

(OPPOSITE CABLE ENTRY)

| DIMENSIONS (mm/in) |                           |                           |                           |                           |       |
|--------------------|---------------------------|---------------------------|---------------------------|---------------------------|-------|
| SIZE:              | A $\pm .25$<br>$\pm .010$ | B $\pm .13$<br>$\pm .005$ | C $\pm .25$<br>$\pm .010$ | D $\pm .25$<br>$\pm .010$ | E     |
| 9                  | 31.00                     | 24.99                     | 36.30                     | 14.50                     | 13.00 |
|                    | 1.220                     | 0.984                     | 1.429                     | 0.571                     | 0.512 |
| 15                 | 39.50                     | 33.32                     | 40.30                     | 14.50                     | 13.00 |
|                    | 1.555                     | 1.312                     | 1.587                     | 0.571                     | 0.512 |
| 25                 | 53.20                     | 47.04                     | 40.30                     | 14.50                     | 13.00 |
|                    | 2.094                     | 1.852                     | 1.587                     | 0.571                     | 0.512 |
| 37                 | 69.70                     | 63.50                     | 40.30                     | 14.50                     | 13.00 |
|                    | 2.744                     | 2.500                     | 1.587                     | 0.571                     | 0.512 |
| 50                 | 67.40                     | 61.11                     | 44.90                     | 17.40                     | 17.00 |
|                    | 2.654                     | 2.406                     | 1.768                     | 0.689                     | 0.669 |



**ORDERING INFORMATION**

| SIZE:  | P/N KITTED:  | PRODUCT CODE: |
|--------|--------------|---------------|
| 9-WAY  | 6560-0106-11 | MHD45ZK-9-K   |
| 15-WAY | 6560-0106-12 | MHD45ZK-15-K  |
| 25-WAY | 6560-0106-13 | MHD45ZK-25-K  |
| 37-WAY | 6560-0106-14 | MHD45ZK-37-K  |

| SIZE:  | P/N BULK:    | PRODUCT CODE: |
|--------|--------------|---------------|
| 9-WAY  | 6561-0106-11 | MHD45ZK-9     |
| 15-WAY | 6561-0106-12 | MHD45ZK-15    |
| 25-WAY | 6561-0106-13 | MHD45ZK-25    |
| 37-WAY | 6561-0106-14 | MHD45ZK-37    |

PLASTIC: DIE CAST ZINC ALLOY  
NICKEL PLATED

4-40 THUMBSCREWS: STEEL - Zn PLATED

HOOD SCREWS: STEEL - Zn PLATED

COMPRESSION INSERTS: ABS UL RECOGNIZED

OPERATING TEMP: -40°C TO +120°C

THESE DRAWINGS AND SPECIFICATIONS ARE THE PROPERTY OF MH CONNECTORS LTD. AND SHALL NOT BE REPRODUCED, COPIED OR USED AS THE BASIS FOR THE MANUFACTURE OR SALE OF APPARATUS WITHOUT WRITTEN PERMISSION.

|                            |                         |
|----------------------------|-------------------------|
| <b>DRAWN</b><br>P. JENKINS | <b>DATE</b><br>03-14-12 |
|----------------------------|-------------------------|

|                             |                         |
|-----------------------------|-------------------------|
| <b>APPROVED</b><br>D. CROFT | <b>DATE</b><br>03-14-12 |
|-----------------------------|-------------------------|

|                     |                   |                |                  |
|---------------------|-------------------|----------------|------------------|
| <b>SCALE</b><br>NTS | <b>SHEET</b><br>1 | <b>OF</b><br>1 | <b>REV:</b><br>A |
|---------------------|-------------------|----------------|------------------|


**DRAWING No**  
MHD45ZK SERIES

**RoHS COMPLIANT**



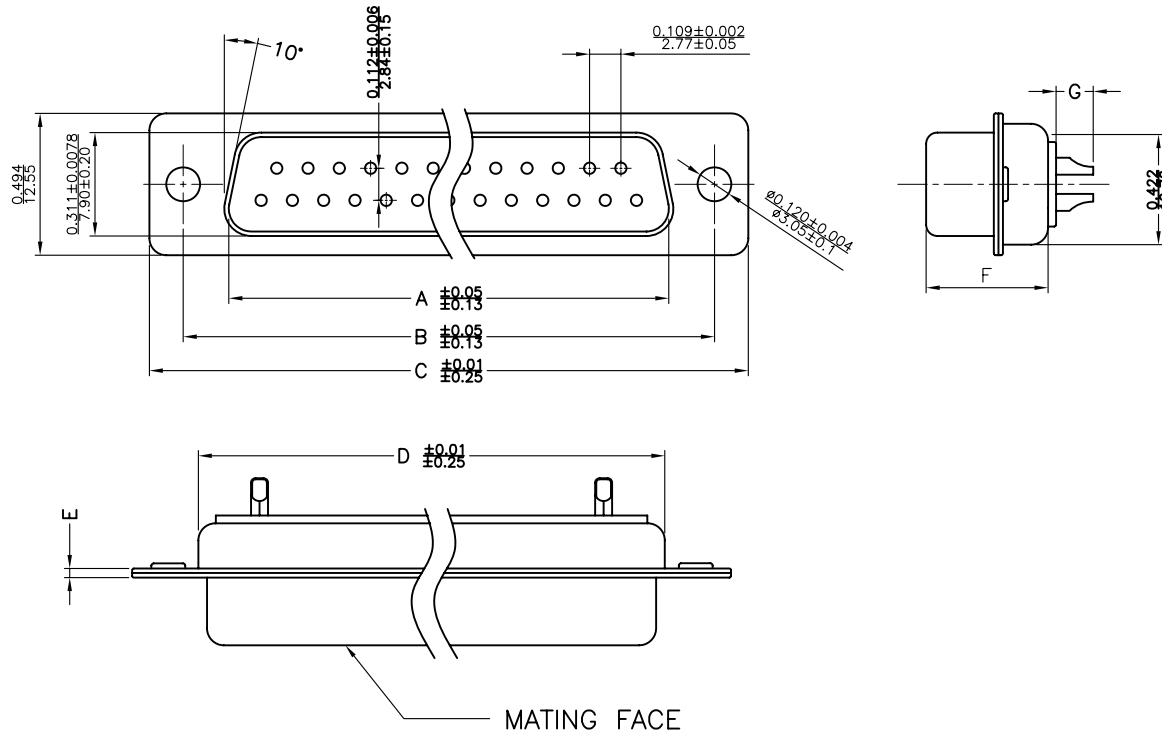
**MH CONNECTORS LTD.**

THIS IS A C.A.D. GENERATED DRAWING  
DO NOT MAKE MANUAL REVISIONS TO MASTER.



\* UNLESS OTHERWISE SPECIFIED TOLERANCES  
ON DECIMAL IS: .XX ± 0.35

UNIT: MM



**Material & Finish**

Shell:  
Steel  
Nickel or Tin plated

Pin Contact:  
Brass  
Gold plated over nickel

Insulator:  
PBT glass-fiber reinforced UL 94-V0

Number of contact:  
9,15,25,37,50

Current rating: 5 amp

Dielectric strength:  
1000V for one minute

Insulator resistance:  
1000MΩ Min at 500V DC

Temperature:-55°C ~105°C

| ITEM NO  | A            | B            | C            | D            | E           | F           | G           |
|----------|--------------|--------------|--------------|--------------|-------------|-------------|-------------|
| MHDM9SS  | 16.33(0.643) | 24.99(0.984) | 30.81(1.213) | 19.28(0.759) | 1.0(0.0394) | 10.8(0.425) | 2.30(0.091) |
| MHDM15SS | 24.66(0.971) | 33.32(1.312) | 39.14(1.541) | 27.51(1.083) | 1.0(0.0394) | 10.8(0.425) | 2.30(0.091) |
| MHDM25SS | 38.38(1.511) | 47.04(1.852) | 53.04(2.088) | 41.30(1.625) | 1.0(0.0394) | 10.8(0.425) | 2.30(0.091) |
| MHDM37SS | 54.84(2.159) | 63.50(2.500) | 69.32(2.729) | 57.71(2.272) | 1.0(0.0394) | 10.8(0.425) | 2.30(0.091) |
| MHDM50SS | 52.34(2.060) | 61.11(2.406) | 66.92(2.634) | 55.30(2.177) | 1.0(0.0394) | 10.8(0.425) | 2.30(0.091) |

THESE DRAWINGS AND SPECIFICATIONS ARE THE PROPERTY OF MH CONNECTORS LTD. AND SHALL NOT BE REPRODUCED, COPIED OR USED AS THE BASIS FOR THE MANUFACTURE OR SALE OF APPARATUS WITHOUT WRITTEN PERMISSION.

|                 |                  |
|-----------------|------------------|
| DRAWN<br>Johnny | DATE<br>07-24-12 |
| APPROVED        | DATE             |



THIS SERIES FULLY CONFORMS TO THE EUROPEAN UNION DIRECTIVES 2002/95/EC AND 2002/96/EC FOR RoHS COMPLIANCY.



MH CONNECTORS LTD.

|                       |                    |             |
|-----------------------|--------------------|-------------|
| SCALE<br>1:1          | SHEET OF<br>1 OF 1 | REV:<br>1.0 |
| DRAWING No<br>MHDM SS |                    |             |