


SPECIFICATION SHEET

Turnus 501



Turnus 501



Remote sensor

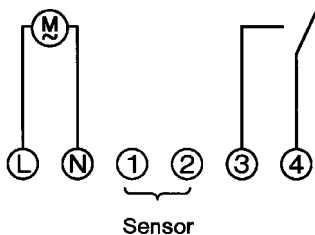
PRODUCT/ORDER CODE

Turnus 501 / TURNUS501 dusk/dawn controller

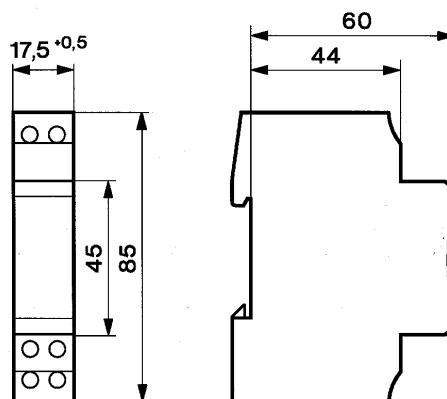
The Turnus 501 is a photo-electric control device. The remote sensor - which can be mounted up to 100 metres away from the controller - detects ambient light level. The load is controlled by pre-setting on the din-rail device the lux level at which switching should occur.

Technical specification:

Dimensions	85 x 17.5 x 60 (1 module)
Weight	75g
AC switching capacity:	
- resistive load	16A 250v AC
- inductive load cos ϕ 0.6	8A 250v AC
- incandescent lamp load	2000W
Contact type	volt-free normally open
Ambient temperature	
Control unit	-20 ⁰ C to +50 ⁰ C
Sensor	-30 ⁰ C to +70 ⁰ C
Adjustment range	2 lux – 500 lux
Hysteresis	Approx. factor 1.3 of ON value
Protection type:	
Control unit	IP20
Sensor	IP65



Wiring diagram



Dimensional details